

ASSOTECH

rubber and plastic profiles



Assotech srl
Via Nazionale, 55/4
40067 Rastignano (Bologna) - Italy
Tel. +39 051.743806
Fax +39 051.743607
assotech@assotech.com
www.assotech.com



assotech - catalogue 2012



assotech.com





since more than **40 years** continues its run to **LEADERSHIP** in consulting and production of **TECHNICAL RUBBER AND PLASTIC PRODUCTS**

We have **modified this new CATALOGUE** to help you always more in finding **SEALS and PROFILES**.

Our goal is to solve your problems, taking advance of the **“high professional staff”**: first we check the many standard products that are in our stock (5000 qm), then we involve also our **“offices”**

**TO BE ABLE TO STUDY, PROJEKT AND BUILD
THE RIGHT PRODUCT FOR YOUR NEED**

****All the things, that now are very old were new one time ago****

*****The most part of the progress is the willingness to progress*****

******All what we have to learn to do, can we learn only making it******



**Our GOAL is.....
Your SATISFACTION**

ASSOTECH produces **technical rubber and plastic profiles** using advanced high technology extrusion and moulding systems.

The products can also have additional working as application of adhesive, vulcanized joints/edge, cuts and other different working.

We are located near **Bologna** in a very good position, that make possible **quick delivery and consulting** all over in **Italy**. **Assotech cooperates with very good Partner Companies** and also for this matter is very competitive.



Assotech was founded more then 40 years by Mr. Antonio Benincasa and now with his sons the firm continues to grow in every aspect: **TURNOVER, MARKETS, QUALITIES AND COMPETENCES**, **but have not forgotten our modus operandi: quick answers and solutions.**

Competence and Quality

Our standing enforcements and continue updates make possible certificate **UNI EN ISO 9001:2008** since 2006 "**certification is achieved, quality is demonstrated**"

High Technology modern Plants

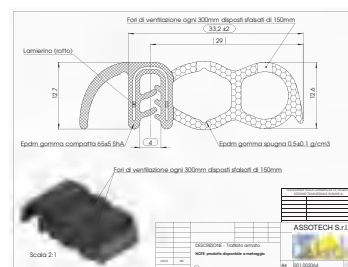
For each produced seal there is a problem to solve and therefore a technical, sure and experienced decision is required.

For **Assotech** the machine can produce quality goods only if they are used by aware and conscious **people**.



Our Style is to focus on responding to questions

For **Assotech** are very important competence, high quality, modern plants and high technology, but anyway the key in the Companies are always the **people**. In our technical commercial departments – the heart of our Company – there are **professional** and capable people, that use their know-how to give always the best service to the **CUSTOMER**.



Assotech staff is always near the **CUSTOMERS** to know understand their needs and find the best solutions that can meet with their requirements.

ASSOTECH: Provide concrete answers to the questions of the FRIEND CUSTOMER



Via Nazionale, 55/4
40067 RASTIGNANO (Bologna) - Italy
Tel. +39 051.743806
Fax +39 051.743607
www.assotech.com
assotech@assotech.com

CERTIFICATO UNI EN ISO 9001:2008



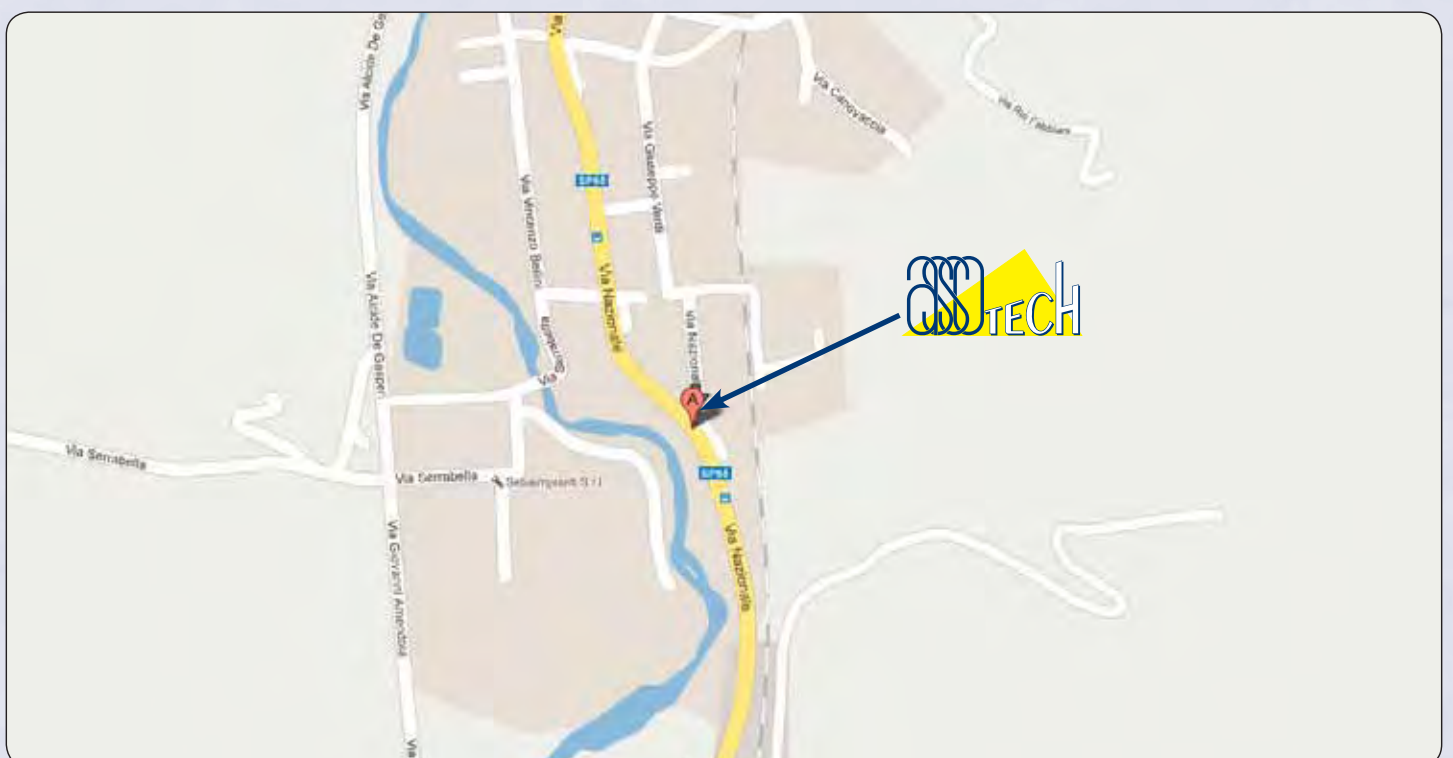


A1 *Da Firenze:* Uscita Autostrada Sasso Marconi; al casello seguire indicazioni per Pianoro (strada le Ganzole); dopo circa 15 Km. **ASSOTECH**.

A1 *Da Milano:* Seguire Autostrada per Ancona A14 ed uscire al casello Bologna San Lazzaro di Savena; proseguire in tangenziale fino all'uscita 12 e seguire indicazioni per S.S. 65 della Futa fino alla Via Nazionale dopo Rastignano, circa 10 Km. **ASSOTECH**.

A13 *Da Padova:* Seguire stesse indicazioni come "Da Milano".

A13 *Da Ancona:* Uscire casello Bologna San Lazzaro di Savena e seguire come "Da Milano".



PROFILI CON **BUTILE O SIGILLANTE**
PER IL FISSAGGIO E L'IMPERMEABILITÀ
*Profiles or **butyl hot melt sealant**
to improve the mounting and waterproofing*



PROFILI CON **VERNICIATURA** PER LO SCORRIMENTO,
DISTACCO, ESTETICA
*Profiles with **slip coat** for scrolling,
detachment, aesthetic*



PROFILI CON **RIVESTIMENTO CONDUTTIVO**
PER CONDUTTIVITÀ ELETTRICA
*Profiles with **conductive coating**
to electrical conductivity*



PROFILI CON **BIADESIVO** – RAPIDITÀ DI FISSAGGIO E
AIUTO MONTAGGIO
*Profiles with **adhesive** – Rapid mounting and
support assembly*



PROFILI **FLOCCATI** PER LO SCORRIMENTO
E ESIGENZE ESTETICHE
*Profiles **flock** to scroll and aesthetic need*



PROFILI CON INSERTO **FILO** PER EVITARE
ALLUNGAMENTI
*Profiles with insert **wire** to prevent elongation*



La maggior parte delle nostre produzioni sono fatte con mescole in **EPDM**
Most part of our productions are made of EPDM compound
(etilene-propilene-diene monomer)

Testate e Certificate per i più svariati impieghi e mercati
Tested and certified for different uses and markets

Mescole	Caratteristiche Positive <i>(Positive properties)</i>	Caratteristiche Negative <i>(Negative properties)</i>	Temperatura di impiego °C <i>(Temperature of use)</i>	Resistenza Chimica <i>(Chemical resistance)</i>
EPDM	eccezionale resistenza all'ozono, agenti atmosferici ed all'invecchiamento <i>(exceptional resistance ozone, weathering and aging)</i>	Scarsa resistenza ad Olio <i>(little resistance Oil)</i>	-30° +120°	Ossigeno - Acqua Agenti Atmosferici Agenti chimici <i>(Oxygen - Water Atmospheric agents chemicals)</i>
NBR	Ottima resistenza ad Olii, calore, invecchiamento <i>(Excellent resistance to oils, heat-aging)</i>	Limitata resistenza all'ozono, bassa conducibilità <i>(Limited resistance to ozone, low conductivity)</i>	-40° +130°	Olii, idrocarburi acqua, vapore, gas <i>(Oils, hydrocarbons water, steam, gas)</i>
NR	Ottima resistenza elastica, usura e buona resistenza elettrica <i>(excellent resistance elastic, and good wear electrical resistance)</i>	Scarsa resistenza ad invecchiamento, olii e calore <i>(little resistance to aging, oils, heat)</i>	-30° +95°	Nulla <i>(nothing)</i>
CR	Discreta resistenza olii, ozono, agenti atmosferici e calore <i>(Fair resistance to oils, ozone weathering, heat)</i>	Non idoneo al contatto di metalli (correde) <i>(Not suitable for contact metal-kit)</i>	-40° +130°	Prodotti petroliferi, luce agenti atmosferici, calore <i>(Petroleum products, sunlight, weathering, heat)</i>
Silicone	Ottimo per basse ed alte temperature <i>(Excellent for low and high temperatures)</i>	Modeste proprietà meccaniche <i>(modest properties mechanical)</i>	-60° +250°	Calore, ossigeno, ozono, raggi U.V., <i>(Heat, oxygen, ozone ultraviolet rays, solvents clolurati)</i>

Mescole CERTIFICATE per ogni settore
(compounds certified)

Norma
UL 94
HB
(USA)

Norma
UL 94
VO
(USA)

Norma
BS 6853
(ENGLAND)

Norma
VDI 6022

Norma
DIN 5510-2
(DEUTSCH)

Norma
NF F 16-101
(FRANCE)

Norma
DBL 5571.20
(Mercedes-Benz)

Norma
DBL 5571.30
(Mercedes-Benz)

Norma
55297
(Fiat)

Norma
UNI CEI 11170-3
(ITALY)

Norma
FMV S302

Norma
FDA 1772600
(USA)

PVC ALIMENTARE
DIR. 2002/72/CEE
CE 1935/2004

Nella sezione Capitolo 4, Capitolo 5 e Capitolo 6 vengono impiegati diversi tipi di

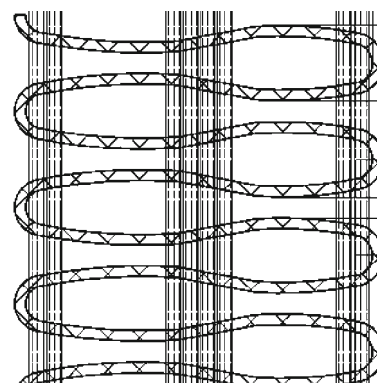
“INSERTI METALLICI”

Gli stessi variano in base alla RAGGIATURA / APPLICAZIONE del prodotto


*In the section of Chapter 4, Chapter 5 and Chapter 6 are used for different types of **METAL INSERTS**.
The same will vary depending on the lacing / APPLICATION profile*



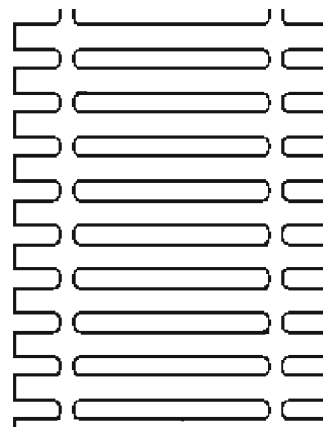
Wire Carrier
Lamierino + filo



Centre Bar
Lamierino
mono
ponticello



Double Bar
Lamierino
doppio
ponticello



TOLLERANZE EPDM (SEZIONE) - EPDM TOLERANCES (SECTION)
DIN ISO 3302-1E2

VALORE NOMINALE - NOMINAL RANGE (mm)			± mm
	0	2.5	0.35
>	2.5	4.0	0.4
>	4.0	6.3	0.5
>	6.3	10.0	0.7
>	10.0	16.0	0.8
>	16.0	25.0	1.0
>	25.0	40.0	1.3
>	40.0	63.0	1.6
>	63.0	100.0	2.0

TOLLERANZE PROFILI GOMMASPUGNA (SEZIONE) - SPONGE RUBBER TOLERANCES (SECTION)
DIN ISO 3302-1E3

VALORE NOMINALE - NOMINAL RANGE (mm)			± mm
	0	2.5	0.5
>	2.5	4.0	0.7
>	4.0	6.3	0.8
>	6.3	10.0	1.0
>	10.0	16.0	1.3
>	16.0	25.0	1.6
>	25.0	40.0	2.0
>	40.0	63.0	2.5
>	63.0	100.0	3.2

TOLLERANZE DI TAGLIO SULLE LUNGHEZZE SALVO DIVERSI ACCORDI (EPDM)
TOLERANCES ON CUTTED LENGTH, EXCEPT OTHER AGREEMENT (EPDM)
DIN ISO 3302-1L3

VALORE NOMINALE - NOMINAL RANGE (mm)			± mm
	0	40.0	1.6
>	40.0	63.0	2.0
>	63.0	100.0	2.5
>	100.0	160.0	3.2
>	160.0	250.0	4.0
>	250.0	400.0	5.0
>	400.0	630.0	6.3
>	630.0	1000.0	10.0
>	1000.0	1600.0	12.5
>	1600.0	2500.0	16.0

TOLLERANZE PVC (SEZIONE) - PVC TOLERANCES
DIN 16941-3B

VALORE NOMINALE - NOMINAL RANGE (mm)			± mm
	0	3.0	0.4
>	3.0	6.0	0.6
>	6.0	10.0	0.7
>	10.0	16.0	0.8
>	16.0	30.0	1.0
>	30.0	50.0	1.2
>	50.0	80.0	1.5
>	80.0	120.0	1.9
>	120.0	180.0	2.3

TOLLERANZE DI TAGLIO SULLE LUNGHEZZE SALVO DIVERSI ACCORDI (PVC)
TOLERANCES ON CUTTED LENGTH, EXCEPT OTHER AGREEMENT (PVC)
DIN 16941-4B

VALORE NOMINALE - NOMINAL RANGE (mm)			± mm
	0	400.0	5.0
>	400.0	1000.0	10.0
>	1000.0	2500.0	20.0
>	2500.0	6000.0	30.0
>	6000.0	Oltre 6000.0	2%

TOLLERANZE PARTI IN GOMMA STAMPATE (ELASTOMERI)
TOLERANCES ON MOULDED RUBBER PARTS
DIN 7715 M4

VALORE NOMINALE - NOMINAL RANGE (mm)			mm
	0	6.3	0.5
>	6.3	10.0	0.7
>	10.0	16.0	0.8
>	16.0	25.0	1.0
>	25.0	40.0	1.3
>	40.0	63.0	1.6
>	63.0	100.0	2.0
>	100.0	160.0	2.5
>	160.0	Oltre 160.0	1.5%

- 1** PROFILI IN GOMMA PER PARABREZZA - LUNOTTO - VETRI FISSI
Windscreen seals rubber profiles
- 2** PROFILI IN GOMMA PER APPLICAZIONI VARIE - PROFILI TERMOPLASTICI
Solid rubber profiles special sections | PVC extruded profiles
- 3** PROFILI E PARAURTI IN GOMMA PER RIBALTABILI - CONTAINER - CARRI FRIGORIFERI
Container - Refrigerator - Vagons Rubber profiles and bumper
TAMPONI IN GOMMA PER SPONDE | *Rubber profiles and bumper*
PROFILI IN GOMMA E PVC | *Solid rubber profiles and Pvc*
- 4** PROFILI IN BICOMPONENTE | *Co-Extrusion profile*
PROFILI IN GOMMA SPUGNA CON BIADESIVO | *Adhesive sponge rubbers profiles*
PROFILI IN BICOMPONENTE CON BIADESIVO | *Co-extrusion profiles with adhesive*
PROFILI COPRIBORDO/PROTEZIONE | *Edge protector*
PROFILI PER APPLICAZIONI VARIE CON LAMIERINO | *Profiles for special applications with steel carrier broken*
PROFILI DI TENUTA ARIA-ACQUA | *Sealing profiles (guisnap)*
PROFILI ASSEMBLATI | *PVC with embedded steel base strip bonded to EPDM sponge rubber*
- 5** PROFILI FLOCCATI E CANALINI SCORRIVETRI
Flocked window channels
- 6** PROFILI IN SILICONE
Profiles with silicon
- 7** PROFILI IN GOMMA SPUGNA
Sponger rubber profiles
- 8** PROFILI TERMOPLASTICI MORBIDI E RIGIDI
PVC extruded profiles
- 9** LASTRE INDUSTRIALI | *Industrial rubbers*
TAPPETI IN GOMMA | *Rubber floorings*

Codice	Vecchio codice	pag.
001.001900		62
001.001909		46
001.001910		46
001.001911		46
001.001913	C62	60
001.001915		62
001.001920		60
001.001924	A055S3157/50	50
001.001933	S6568/A	46
001.001944		46
001.001950		22
001.001951		46
001.001959		52
001.001960		46
001.001961		51
001.001963		49
001.001964		46
001.001969		55
001.001970		52
001.001971	A055S3168	54
001.001975	S4006	62
001.001979		44
001.001981		22
001.001982		22
001.001983		23
001.001984		23
001.001985		48
001.001986		49
001.001988		50
001.001989		53
001.001990		54
001.001991		55
001.001993		53
001.001995		44
001.001999		53
001.002012		15
001.002013		15
001.002014		15
001.002015		15
001.002016		15
001.002017		15
001.002018		15
001.002019		15
001.002020		15
001.002022		15
001.002023		15
001.002024		15
001.002025		15
001.002026		15
001.002027		15
001.002028		15
001.002029		15
001.002030		15
001.002031		15
001.002035		47
001.002036		47
001.002041		49
001.002042		49
001.002043		49
001.002044		54
001.002045		53
001.002046		49
001.002058		54
001.002059		54
001.002063		54
001.002073		55

Codice	Vecchio codice	pag.
001.002074		24
001.002119		53
001.002121		25
001.002135	S2230	54
001.002136		44
001.002139		51
001.002140		48
001.002141		48
001.002142		44
001.002143		44
002.000012	A200TPL1606N	31
002.000028	A200PVC/106	21
002.000036	A200TPL202NS	22
002.000045	A200PVC/168	14
002.000046	A200PVC/170	21
002.000087	A200TPL527/1	31
002.000104	A200TPL935MN	21
002.000106	A200TPL936NS	22
002.000122	A200TPL988/G	17
002.000138	A200PVC/73	22
002.000139	A200PVC/74	22
002.000144	A200PVC/C1	21
002.000145	A200TPL/07	21
002.000147	A200TPL/1006	24
002.000157	A200TPL/1201	17
002.000161	A200TPL/1510	22
002.000164	A200TPL/228	22
002.000165	A200TPL/2407	30
002.000176	A200TPL/3321	22
002.000182	A200TPL/528	31
002.000183	A200TPL/529	31
002.000184	A200TPL530	31
002.000186	A200TPL/531	31
002.000187	A200TPL/6342	31
002.000193	A200TPL/8012	17
002.000203	A200TPL/921	25
002.000204	A200TPL/922	29
002.000213	A200TPL/930	37
002.000217	A200TPL/933	17
002.000225	A200TPL/938	22
002.000228	A200TPL/944	21
002.000243	A200TPL957	31
002.000251	A200TPL/965	28
002.000267	A200TPL/985	25
002.000268	A200TPL986	25
002.000271	A200TPL/990	21
002.000281	A056S4198	47
002.000282	A056S4198/P	47
002.000286	A056S4380/E	47
002.000288	A056S4380/PE	47
002.000289	A056S4380/PS	47
002.000294	S5198/P*S4198	47
002.000295	A056S9101	47
002.000312	A200TPL/999N	14
002.000321	A200TPL1406S	21
002.000324	A056S3501	48
002.000343	A200TPL1000	29
002.000346	A200TPL986/9	31
002.000348	A200TPL/1003	31
002.000361	A200PVC/188	21
002.000366	A056S4380/P6	47
002.000375		24
002.000376		24
002.000395		28
002.000406	A056A1030	47
002.000407		47

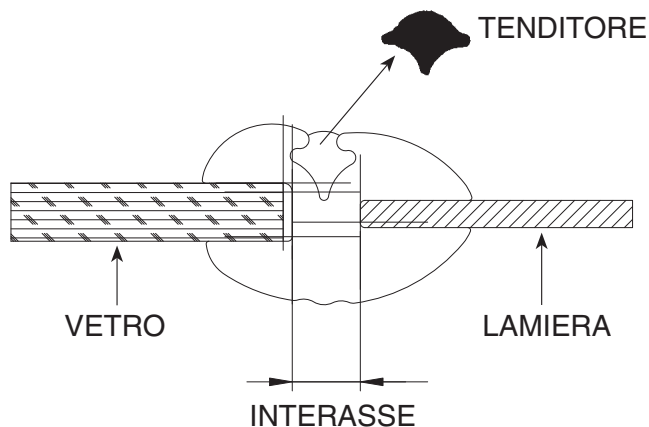
Codice	Vecchio codice	pag.
002.000408		48
002.000411		17
002.000426		14
002.000434	A056S4021/TR	48
002.000445	A200TPL/934M	25
002.000455		44
002.000480		47
002.000520	A200TPL/116	14
002.000521		22
002.000530		47
002.000543		21
002.000579	A200TPL/998	25
003.000106	A151E2575	73
003.000108	A151G05	72
003.000109	A151G07	72
003.000110	A151G10	73
003.000111	A151G11/B	72
003.000112	A151G15	72
003.000114	A151G16	72
003.000115	A151G21	73
003.000116	A151G21/A	45
003.000117	A151G23	72
003.000118		74
003.000121	A151G96	72
003.000122	A151S0030	72
003.000123	A151S0030/A	45
003.000124	A151S4000	73
003.000125	A151S4000/A	45
003.000126	A151S4001	74
003.000132	A151E2558	73
003.000135	A151A188	73
003.000143	A151E2555/A	45
003.000144	A151E2575/A	45
003.000146	A151E2558AA	45
003.000147	A151E2556	73
003.000150	A151E2548	73
003.000151		72
003.000152		72
003.000153	A151E2555	72
003.000154		74
003.000156		73
003.000158	A151E2856	74
003.000163	A151E2566/A	73
003.000164	E2864	74
003.000172		74
003.000177	A151E2917	73
003.000187		73
003.000197		73
003.000202		73
003.000208		72
003.000209		74
003.000210	003.000209	45
003.000211	E2864A	45
003.000227		73
003.000241		73
004.000007	A052S1109/SA	66
004.000011	S2121 SIL701	66
004.000019		66
004.000021	004.000021	66
004.000022		68
004.000023		66
004.000028	A059E2566B	68
004.000030		68
004.000031	A059S0910	66
004.000032	S4000	68
004.000039		66

Codice	Vecchio codice	pag.
004.000042		66
004.000043		66
004.000044		66
004.000045		68
004.000046		68
004.000051		66
004.000057		67
004.000060	A9352	67
004.000061		68
004.000062		67
004.000063		67
004.000064		66
004.000065		67
004.000066		68
004.000067		67
004.000068		66
004.000069		68
004.000070		67
004.000071		68
004.000072		66
004.000073		67
004.000074		66
004.000075		68
004.000076		67
004.000077		67
004.000078		68
004.000079		67
004.000080		67
005.000011	A250V4000	40
005.000012	A250V4001	40
005.000013	A250V4002	40
005.000014	A250V4003	40
005.000016	A250V4005	41
005.000017	A250V4006	41
005.000073	A94	38
008.000001	A056A4833	56
008.000002	A056A5011	57
008.000003	A056A5212	57
008.000005	A056S1102	57
008.000007	A056S4011/6	57
008.000008	A056S6212	56
008.000009	A056S7011	57
008.000010	A056S7212	57
008.000019	A056A186	56
008.000024	A056S2701A	56
008.000025	A056S4011/4	57
008.000032		56
008.000034	A056S4011/8	57
008.000037		56
008.000038		56
008.000041		56
008.000044		56
008.000051		56
008.000053		56
008.000054		56
008.000057	A056S4011/2	57
008.000075		56
008.000076		57
008.000085		57
008.000089		53
008.000090		53
010.000019	A501/ALLUMO3 A132	39
016.000005		39

ATTREZZI DI MONTAGGIO/MONTAGE TOOLS

Per un assemblaggio professionale; consigliamo gli attrezzi di montaggio dei profili in gomma per parabrezza - lunotto - ecc....

- 1) Maniglia inserimento tenditore
- 2) Maniglia apertura cava (vetro/lamiera)




COLLA PER GOMMA
GLUE FOR RUBBER

FORBICI PER TAGLIO PROFILI
PROFILES CUT SCISSORS

CON GRADI DI INCLINAZIONE TAGLIO
WITH DEGREES CUT ANGLE



POSSIBILITÀ DI RICAMBIO LAME
SPARE BLADES POSSIBLE



www.assotech.com - E-mail: assotech@assotech.com



✓ Profili in gomma per
Parabrezza - lunotto - Vetri fissi
Windscreen seals rubber profiles



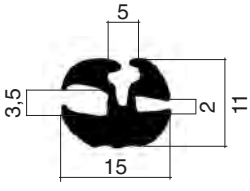
Profilo in gomma

Windscreen seals rubber profiles

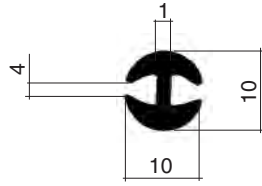


PARABREZZA - LUNOTTO - VETRI FISSI

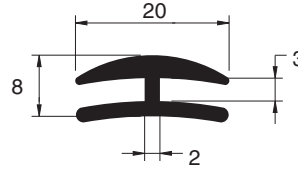
Tolleranza sulle dimensioni (Factory tolerances) secondo norme UNI ISO 3302 - E2 / DIN 16941 - 3B



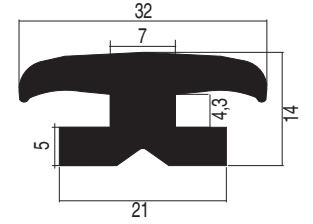
001.000795
EPDM



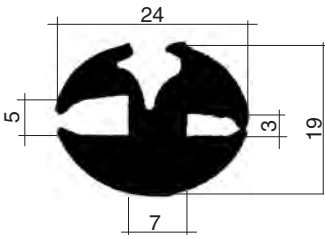
002.000520
PVC



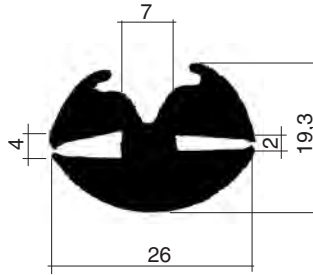
002.000312
PVC



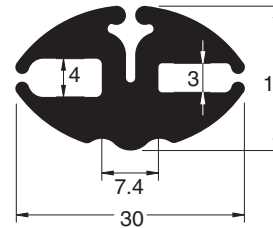
002.000426
PVC



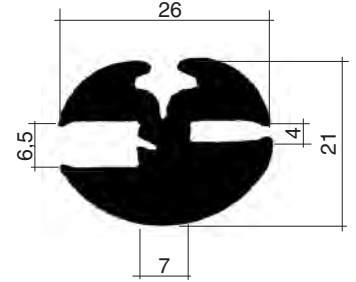
001.000827
EPDM



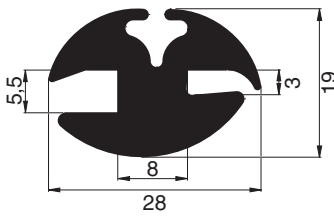
001.000781
EPDM



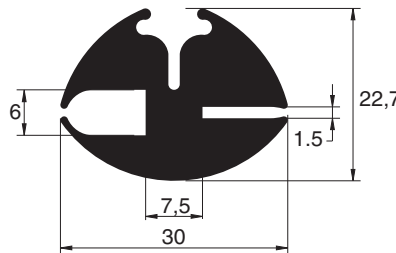
001.000557
EPDM



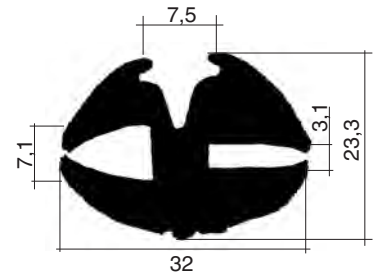
001.000830
EPDM



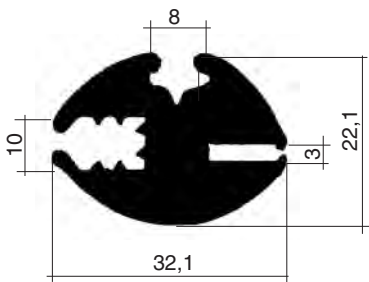
001.000773
EPDM



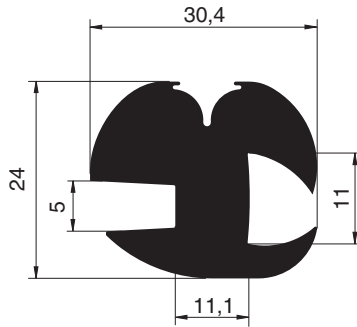
001.000790
EPDM



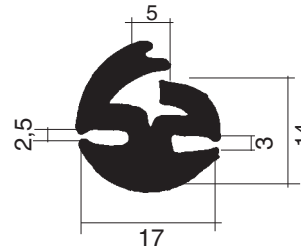
001.000832
EPDM



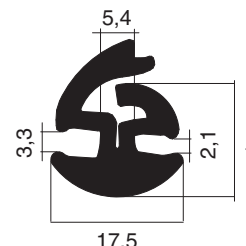
001.000822
EPDM



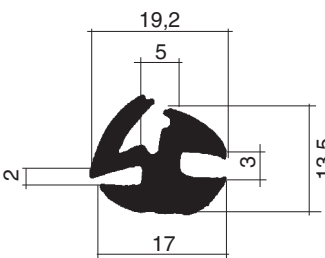
001.001310
EPDM



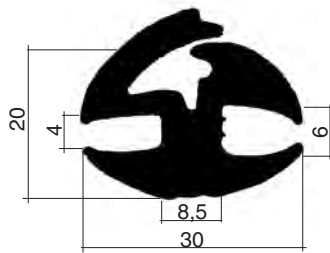
001.000862
EPDM



001.001577
EPDM



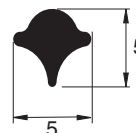
001.000798
EPDM



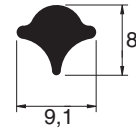
001.000824
EPDM

Tenditori universali

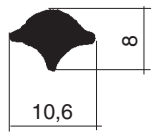
Filler profiles



002.000045
PVC



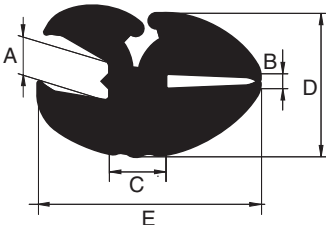
001.000838
EPDM




001.000805
EPDM

Altri colori o mescole solo su richiesta / Other colours and materials upon request

Tolleranza sulle dimensioni (Factory tolerances) secondo norme UNI ISO 3302 - E2 / DIN 16941 - 3B

disegno	cod. articolo	dimensione					rotolo da metri
		A	B	C	D	E	
	001.002012	3	1	4	11,6	14,5	20
	001.002013	3	2	4	10,2	10	50
	001.002014	4	1,5	4	13,06	15	25
	001.002015	4	1,5	7	16	21	20
	001.002016	4	2	7,3	18	27	15
	001.002017	4	3	4	12,6	15	25
	001.002018	4	3	7	16	21	20
	001.002019	4,5	5	7	16	21	20
	001.002020	5	2	5	15	17	50
	001.001718	5	2	7,5	19	29,5	15
	001.002022	5	3	7	19	23	20
	001.002023	5	3	7,5	19	29,5	15
	001.002024	5	5	7	18,4	24	20
	001.002025	5,5	2	7,3	19	27	15
	001.002026	6	1,5	7,5	19	29,5	15
	001.002027	6	2,5	7	19	23	20
	001.002028	6	4	7,5	19	29,5	15
	001.001689	6	6	8,5	19	27	15
	001.002029	7	3	7	20,5	27,5	50
	001.001858	8	3	7,5	22	29,5	15
	001.002030	8	4	8,5	25	31	15
001.001751	10	6	7,5	24	29,5	15	
001.002031	14	4	11	29	34	14	



www.assotech.com - E-mail: assotech@assotech.com



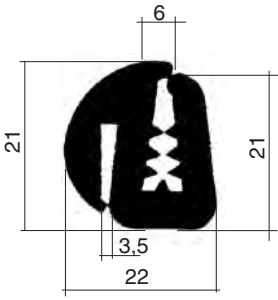
Profilo in gomma

Windscreen seals rubber profiles

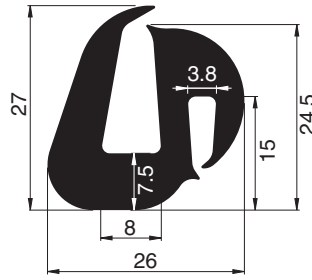


PARABREZZA - LUNOTTO - VETRI FISSI

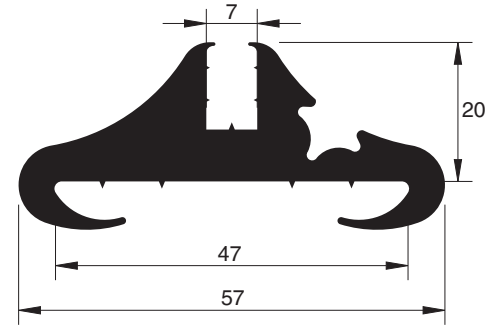
Tolleranza sulle dimensioni (Factory tolerances) secondo norme UNI ISO 3302 - E2 / DIN 16941 - 3B



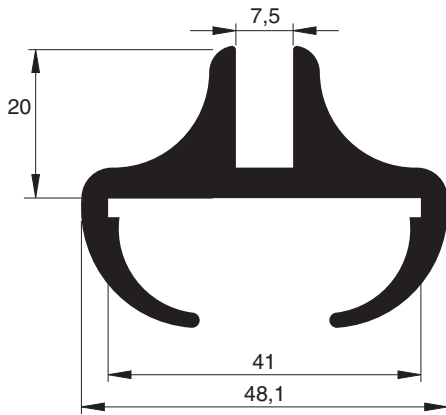
001.000821
EPDM



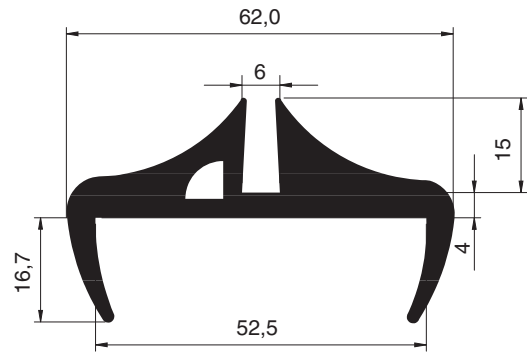
001.000843
EPDM



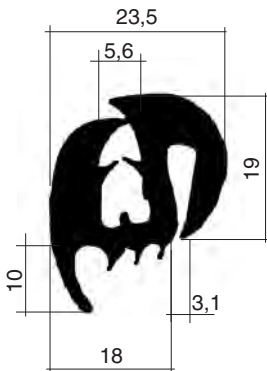
001.000813
EPDM



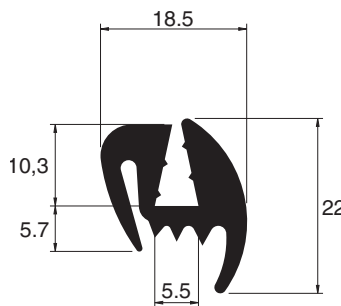
001.000727
EPDM



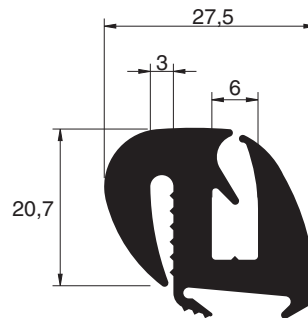
001.000606
EPDM



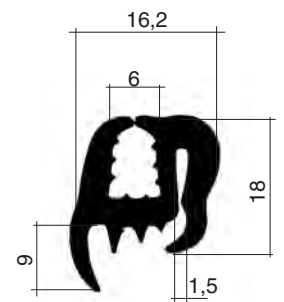
001.000558
EPDM



001.000835
EPDM



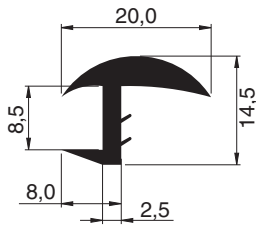
001.000590
EPDM



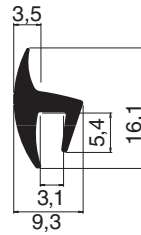
001.000737
EPDM

Altri colori o mescole solo su richiesta / Other colours and materials upon request

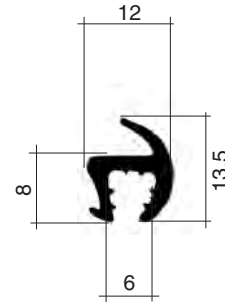
Tolleranza sulle dimensioni (Factory tolerances) secondo norme UNI ISO 3302 - E2 / DIN 16941 - 3B



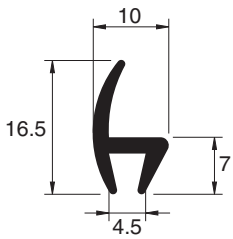
001.000573
EPDM



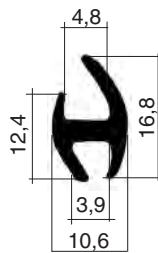
002.000122
PVC



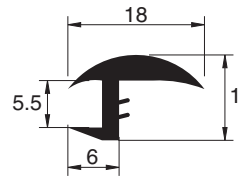
001.000742
EPDM



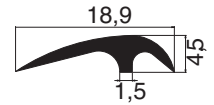
002.000193
PVC



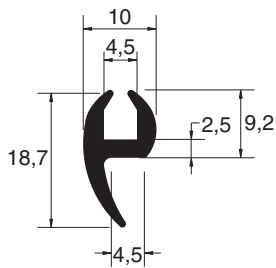
001.001300
EPDM



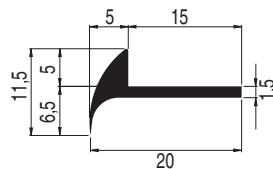
002.000157
PVC



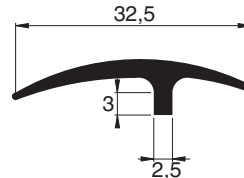
001.001315
EPDM



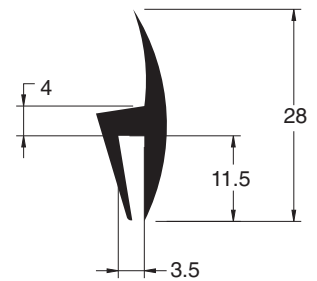
001.000597
EPDM



002.000411
PVC



001.000888
EPDM




002.000217
PVC



PRESSA DI VULCANIZZAZIONE
Rubber injection presses

STAMPO DI VULCANIZZAZIONE
Vulcanization mold





VULCANIZZATO DRITTO
Vulcanization right




GUARNIZIONE FINITA CON 4 ANGOLI
Seal with 4 corners

ANGOLO VULCANIZZATO
Vulcanization angle



ANGOLO VULCANIZZATO
Vulcanization angle








www.assotech.com - E-mail: assotech@assotech.com




- ✓ Profili in gomma per applicazioni varie
Solid rubber profiles special sections
- ✓ Profili termoplastici morbidi e semirigidi
PVC extruded profiles

Tolleranza sulle dimensioni (*Factory tolerances*) secondo norme UNI ISO 3302 - E2 / DIN 16941 - 3B
Materiale: EPDM Durezza Shore 70 (±5)


					
mm	codice	mm	codice	mm	codice
10x5	A052 S10x5	5x5	A052 S5x5	6	A052 GP6
10x8	A052 S10x8	8x8	A052 S8x8	7	A052 GP7
12x8	A052 S12x8	10x10	A052 S10x10	8	A052 GP8
15x5	A052 S15x5	12x12	A052 S12x12	9	A052 GP9
15x10	A052 S15x10	15x15	A052 S15x15	10	A052 GP10
20x5	A052 S20x5	20x20	A052 S20x20	12	A052 GP12
20x10	A052 S20x10	25x25	A052 S25x25	18	A052 GP18
25x10	A052 S25x10	30x30	A052 S30x30	25	A052 GP25
30x5	A052 S30x5			40	A052 GP40
30x10	A052 S30x10			50	A052 GP50
30x20	A052 S30x20				
40x20	A052 S40x20				
50x20	A052 S50x20				
60x20	A052 S60x20				

A richiesta si fornisce qualsiasi misura

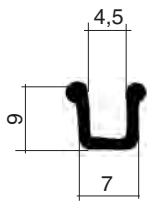


www.assotech.com - E-mail: assotech@assotech.com

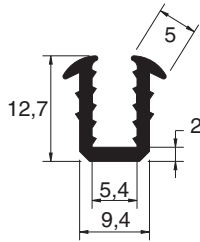
Tolleranza sulle dimensioni (Factory tolerances) secondo norme UNI ISO 3302 - E2 / DIN 16941 - 3B



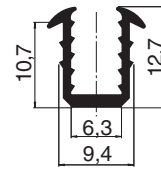
001.000895
EPDM




001.000952
 (mm 2000)
EPDM



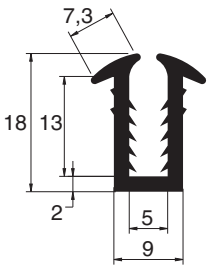
001.000757
EPDM



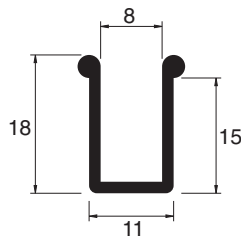
001.001422
EPDM



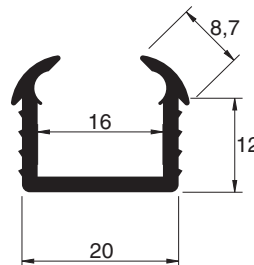
001.000752
EPDM



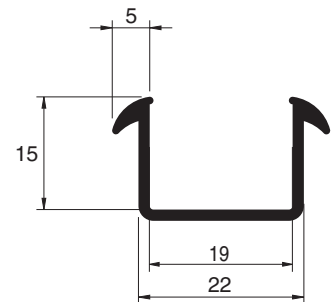
001.000774
EPDM



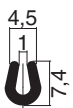
001.000646
EPDM



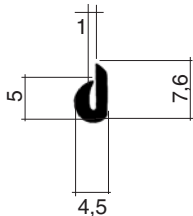
001.000641
EPDM



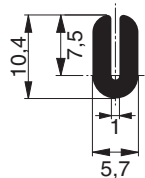
001.000689
EPDM



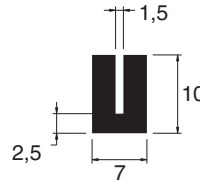
002.000271
PVC
 con o senza
 sigillante/hot melt



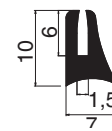
002.000046
PVC



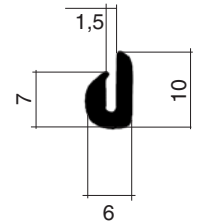
002.000228
PVC



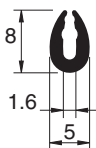
001.000650
EPDM



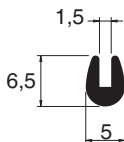
002.000543
PVC



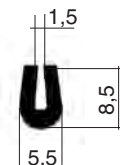
002.000028
PVC



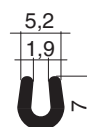
002.000321
PVC
 con o senza
 sigillante/hot melt



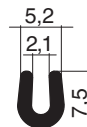
002.000144
PVC



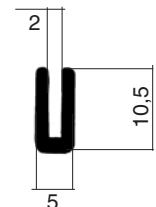
001.000765
EPDM



002.000145
PVC
 con o senza
 sigillante/hot melt



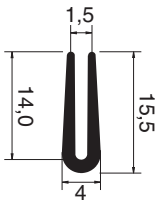
002.000104
PVC
 con o senza
 sigillante/hot melt



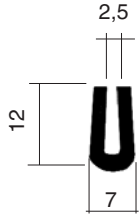
002.000361
PVC

Tolleranza sulle dimensioni (Factory tolerances) secondo norme UNI ISO 3302 - E2 / DIN 16941 - 3B

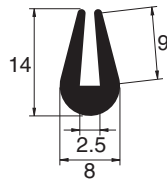
2



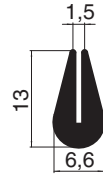
001.000620
EPDM



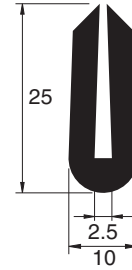
002.000138
PVC



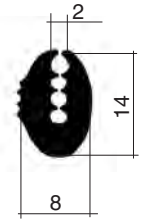
001.000770
EPDM



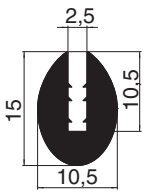
001.001950
EPDM



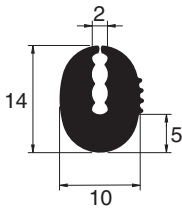
002.000161
PVC



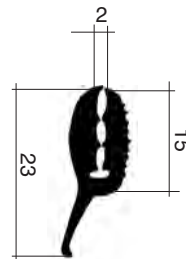
001.000806
EPDM



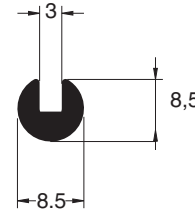
002.000176
PVC



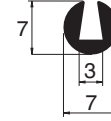
001.000726
EPDM



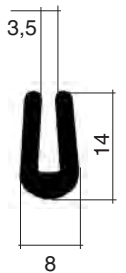
001.000807
EPDM



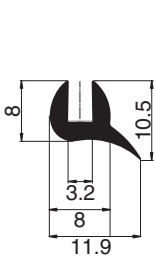
002.000036
PVC
con o senza
sigillante/hot melt



001.000717
EPDM



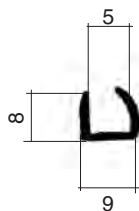
002.000139
PVC



002.000225
PVC
con o senza
sigillante/hot melt



002.000106
PVC
con o senza
sigillante/hot melt



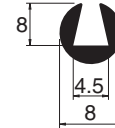
001.000740
EPDM



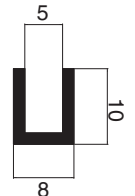
001.000802
EPDM



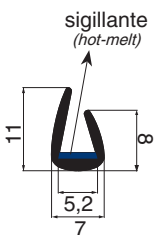
001.001981
EPDM



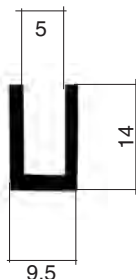
001.000720
EPDM



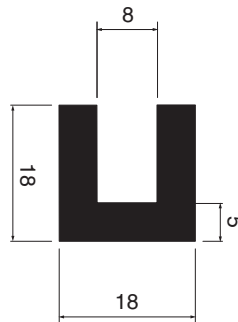
001.001982
EPDM



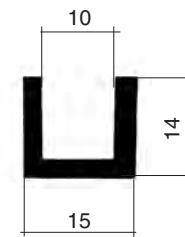
002.000521
PVC
con o senza
sigillante/hot melt



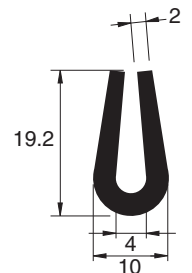
002.000164
PVC



001.002123
EPDM

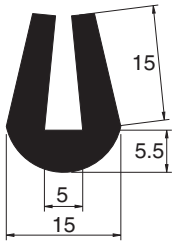


001.000556
EPDM



001.000631
EPDM


Tolleranza sulle dimensioni (Factory tolerances) secondo norme UNI ISO 3302 - E2 / DIN 16941 - 3B



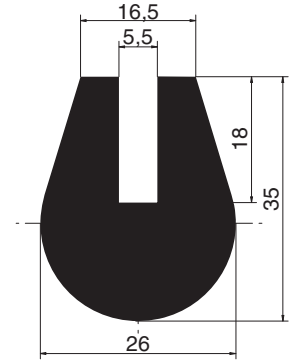
001.000559
EPDM



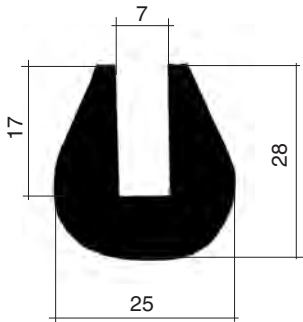
001.001983
EPDM



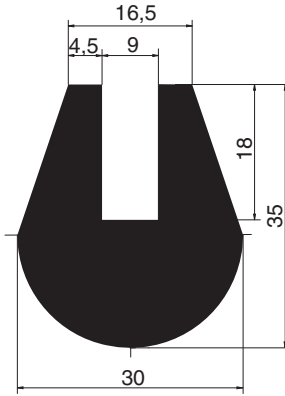
001.001984
EPDM



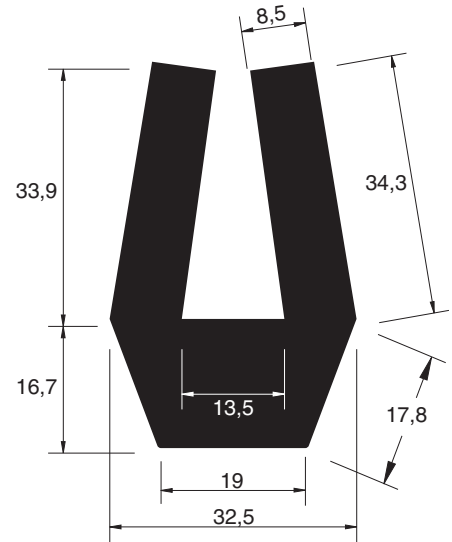
001.001476
EPDM



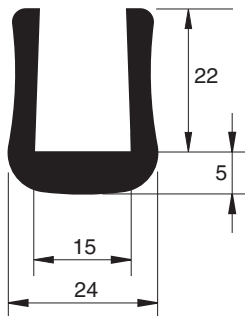
001.000913
EPDM



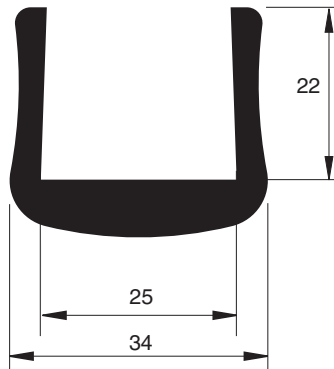
001.001517
EPDM



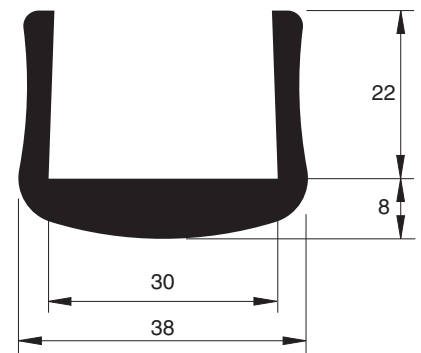
001.000792
EPDM



001.000775
EPDM

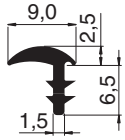


001.000777
EPDM

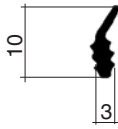


001.000779
EPDM

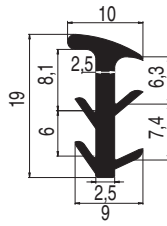
Tolleranza sulle dimensioni (Factory tolerances) secondo norme UNI ISO 3302 - E2 / DIN 16941 - 3B



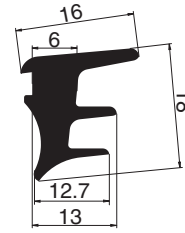
001.000580
EPDM



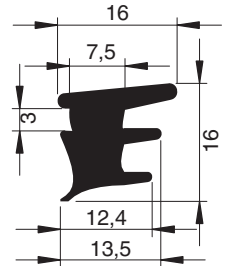
001.000969
EPDM



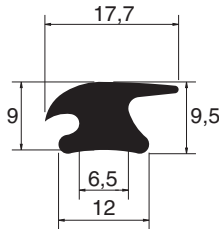
002.000376
PVC



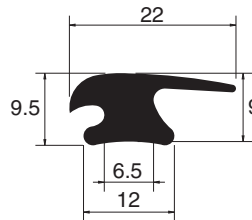
002.000375
PVC



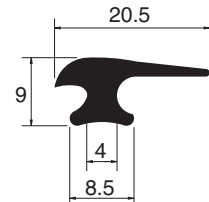
002.000147
PVC



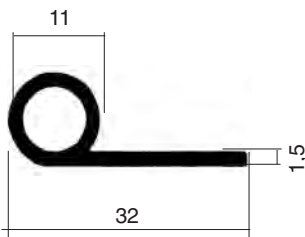
001.000755
EPDM



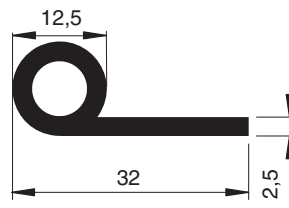
001.000756
EPDM



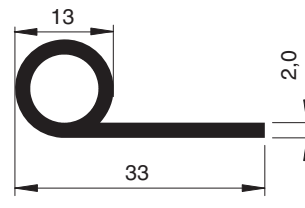
001.000861
EPDM



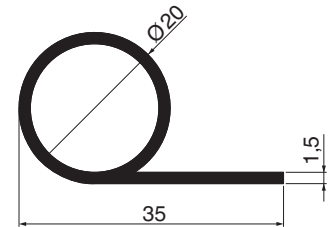
001.000801
EPDM



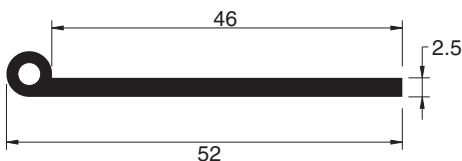
001.000571
EPDM



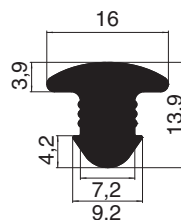
001.000596
EPDM



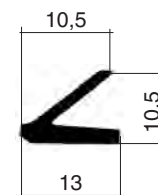
001.002074
EPDM



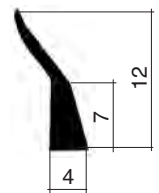
001.000638
EPDM



001.001694
EPDM



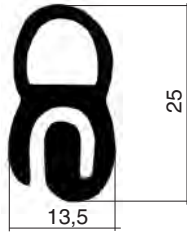
001.000716
EPDM



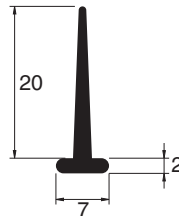
001.000977
EPDM

Altri colori o mescole solo su richiesta / Other colours and materials upon request

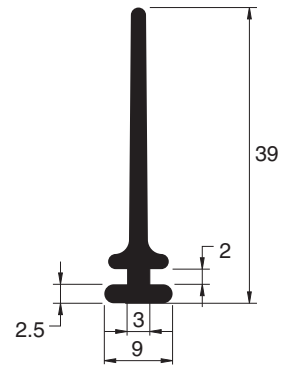
Tolleranza sulle dimensioni (Factory tolerances) secondo norme UNI ISO 3302 - E2 / DIN 16941 - 3B



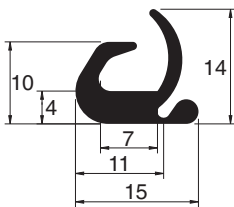
001.000741
EPDM



001.000637
EPDM



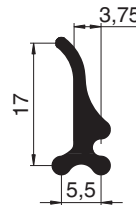
001.000636
EPDM



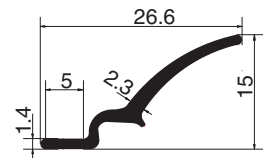
001.001434
EPDM



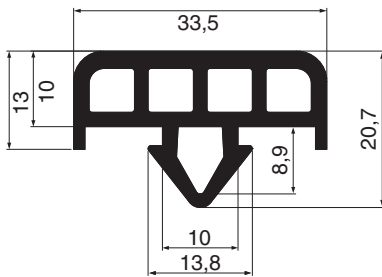
001.000581
EPDM



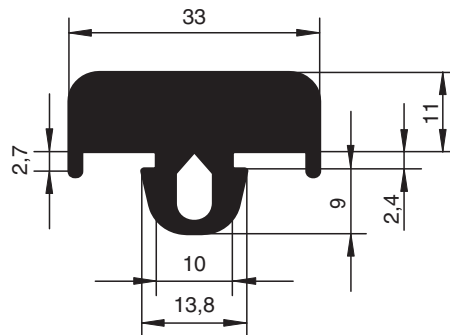
001.000588
EPDM



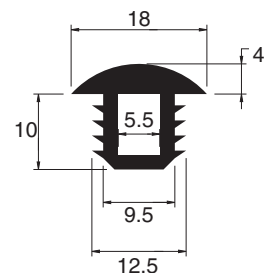
001.000609
EPDM



001.002121
EPDM



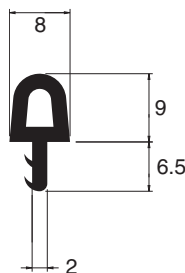
001.000618
EPDM



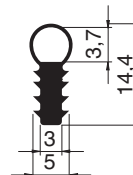
002.000203
PVC



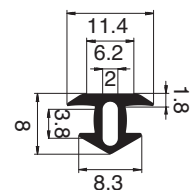
002.000579
PVC



002.000445
PVC



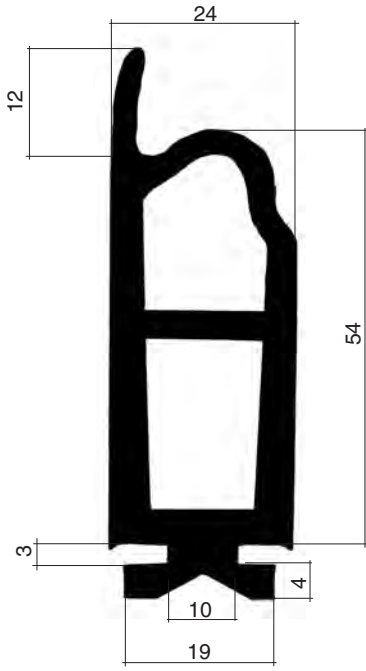
002.000267
PVC



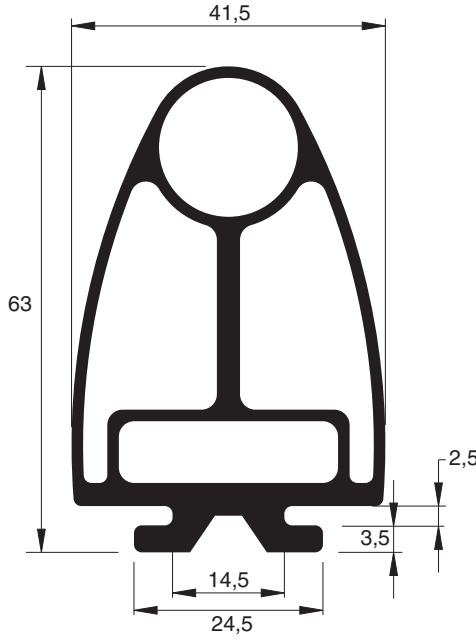
002.000268
PVC

Tolleranza sulle dimensioni (Factory tolerances) secondo norme UNI ISO 3302 - E2 / DIN 16941 - 3B

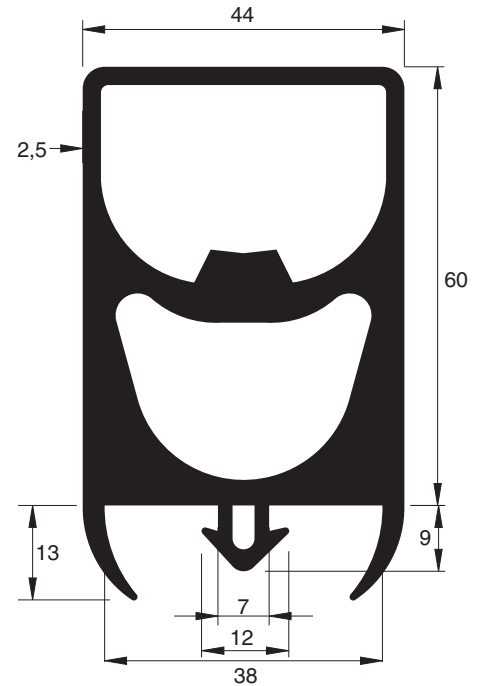
2



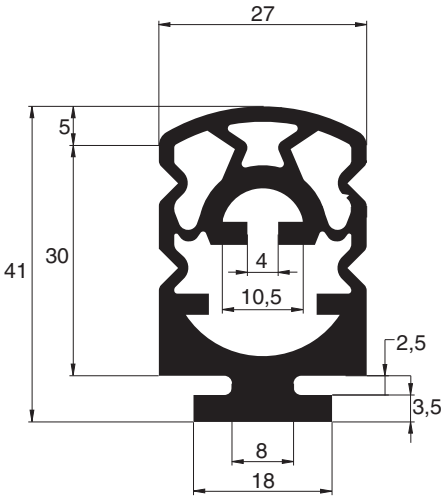
001.000796
EPDM



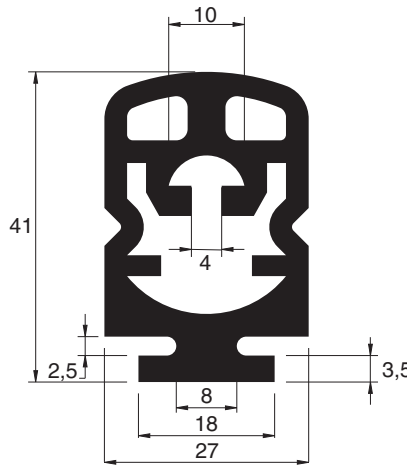
001.000654
EPDM



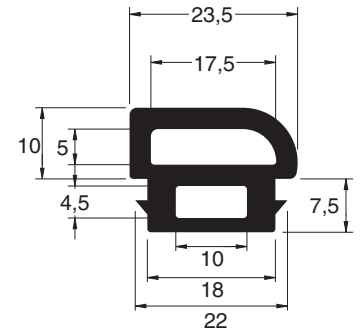
001.000652
EPDM



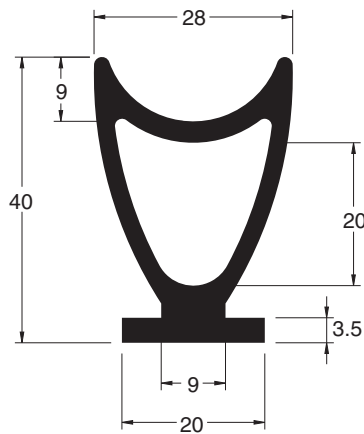
001.000621
EPDM



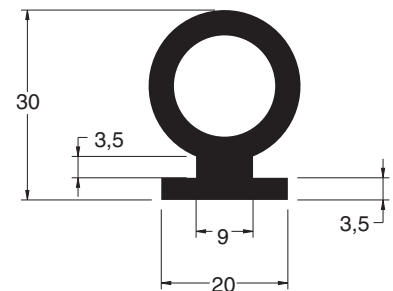
001.000725
EPDM



001.000647
EPDM




001.000682
EPDM



001.000681
EPDM

Altri colori o mescole solo su richiesta / Other colours and materials upon request



www.assotech.com - E-mail: assotech@assotech.com

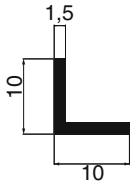


- ✓ Profili e paraurti in gomma per
Ribaltabili - Container - Carri frigoriferi
Container - Refrigerator - Vagons
Rubber profiles and bumper

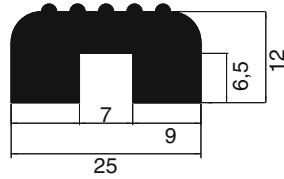
- ✓ Tamponi in gomma per sponde
Rubber profiles and bumper

- ✓ Profili in gomma e Pvc
Solid rubber profiles and Pvc

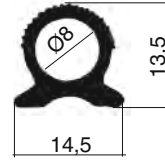
Tolleranza sulle dimensioni (Factory tolerances) secondo norme UNI ISO 3302 - E2 / DIN 16941 - 3B



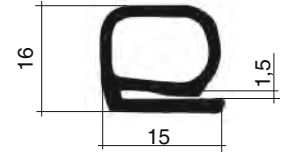
001.001615
EPDM



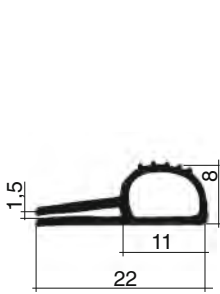
002.000395
PVC



001.000799
EPDM



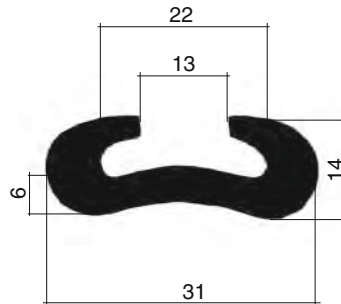
001.000791
EPDM



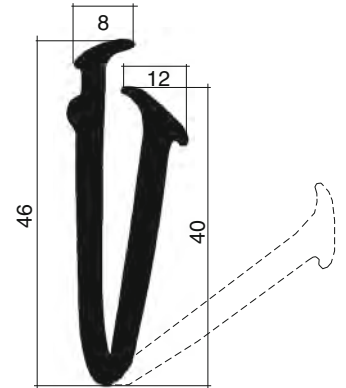
001.000804
EPDM



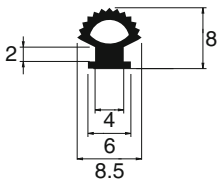
001.000911
EPDM



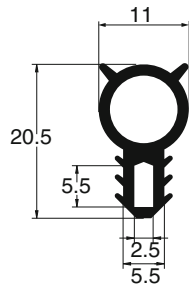
001.000751
EPDM



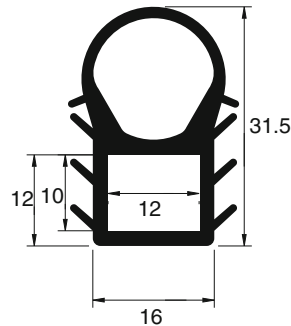
001.000915
EPDM



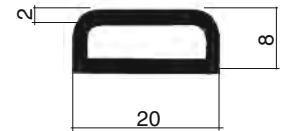
001.000825
EPDM



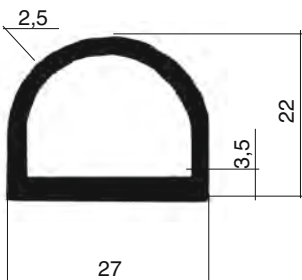
001.000766
EPDM



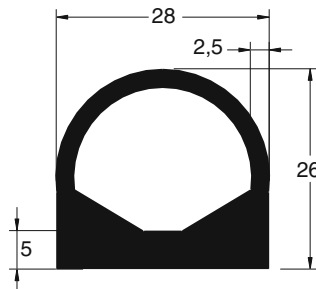
001.000626
EPDM



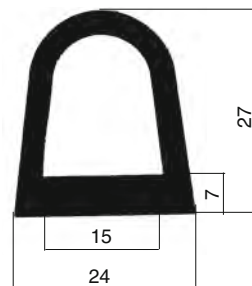
001.000962
EPDM



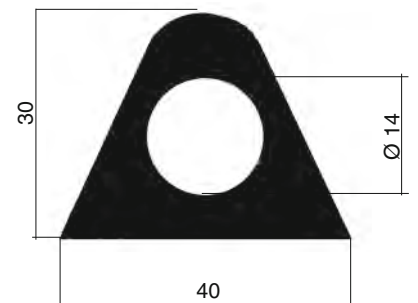
001.000960
EPDM



002.000251
PVC



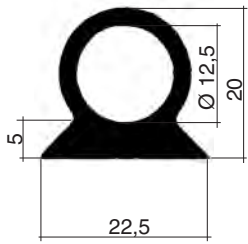
001.000902
EPDM



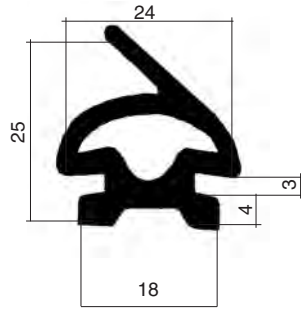
001.000970
EPDM

Altri colori o mescole solo su richiesta / Other colours and materials upon request

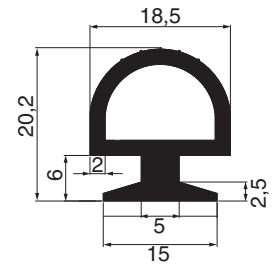
Tolleranza sulle dimensioni (Factory tolerances) secondo norme UNI ISO 3302 - E2 / DIN 16941 - 3B



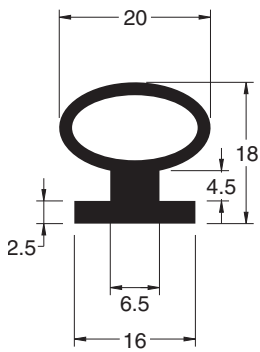
001.000904
EPDM



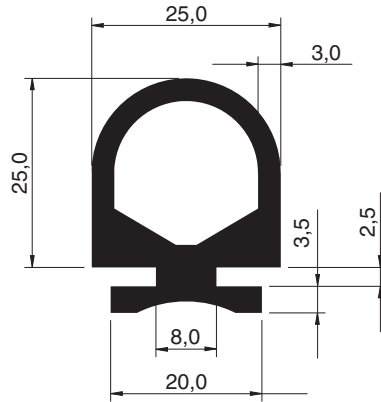
001.000662
EPDM



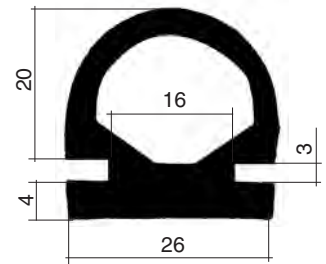
001.001606
EPDM



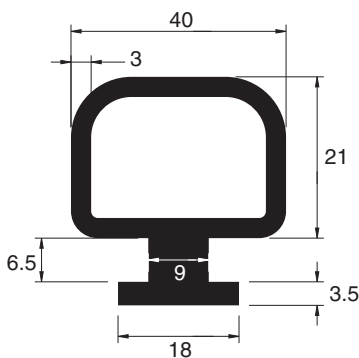
001.000645
EPDM



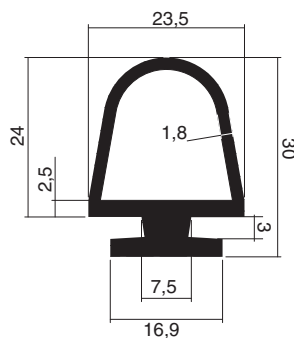
001.000569
EPDM



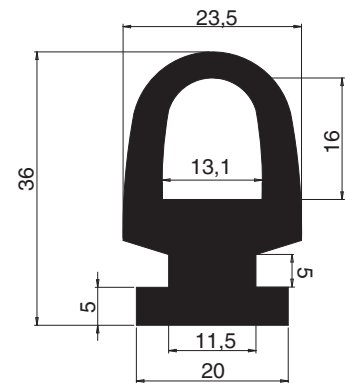
001.000788
EPDM



002.000204
PVC



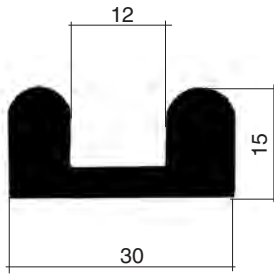
002.000343
PVC



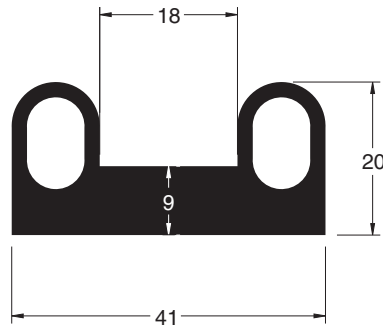
001.001581
EPDM

Tolleranza sulle dimensioni (Factory tolerances) secondo norme UNI ISO 3302 - E2 / DIN 16941 - 3B

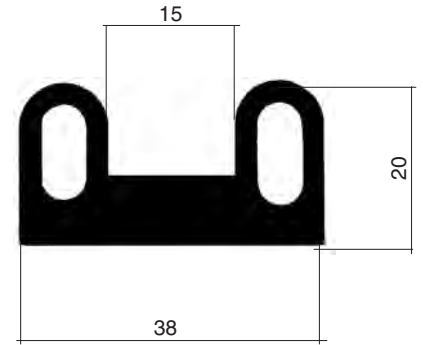
3



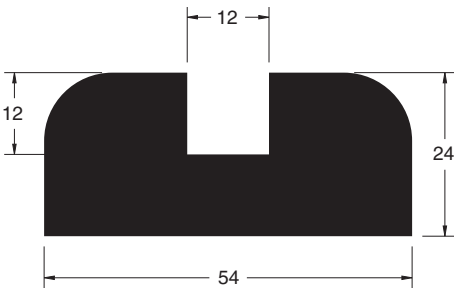
001.000811
EPDM



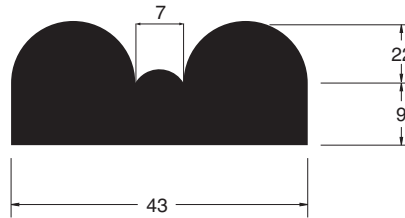
001.000644
EPDM



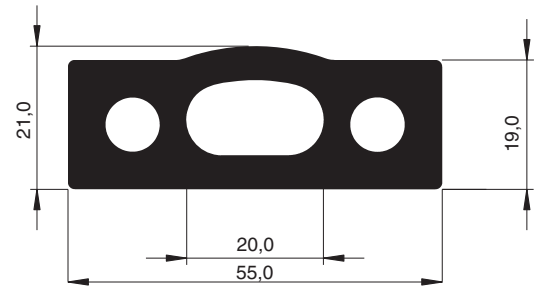
001.000753
EPDM



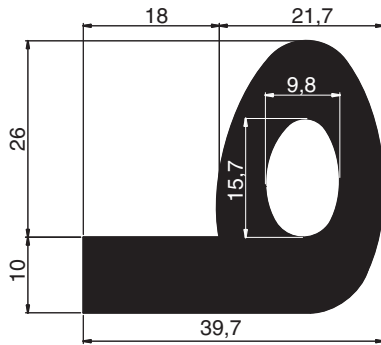
001.000941
EPDM



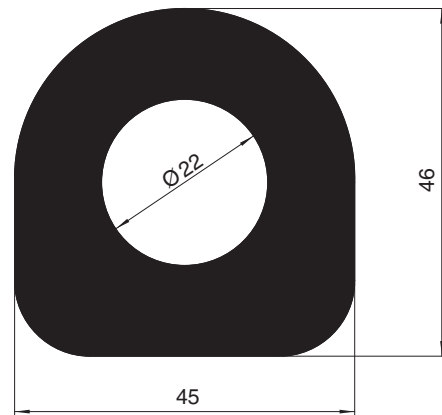
002.000165
PVC




001.000592
EPDM



001.001585
EPDM



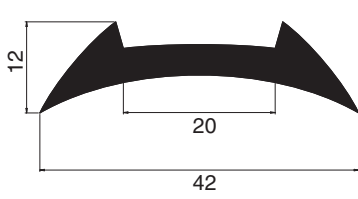
001.001586
EPDM



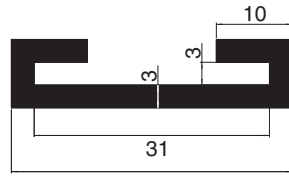
001.000901
EPDM

Altri colori o mescole solo su richiesta / Other colours and materials upon request

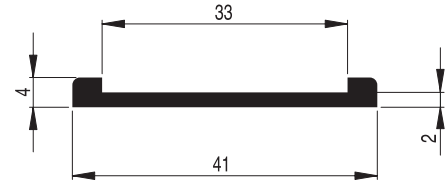
Tolleranza sulle dimensioni (Factory tolerances) secondo norme UNI ISO 3302 - E2 / DIN 16941 - 3B



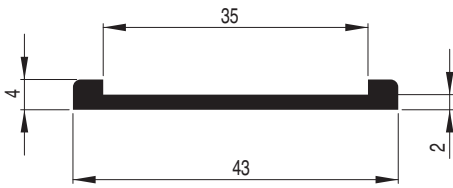
001.001627
EPDM



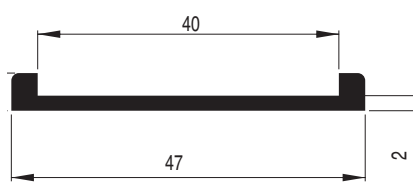
002.000243
PVC



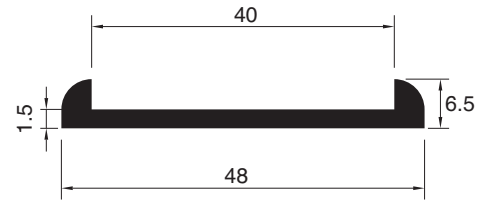
002.000087
PVC



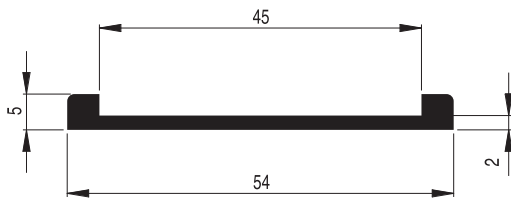
002.000182
PVC



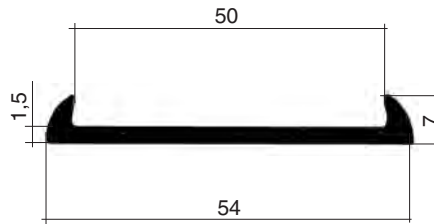
002.000183
PVC



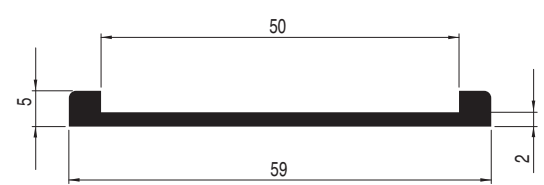
002.000187
PVC




002.000184
PVC



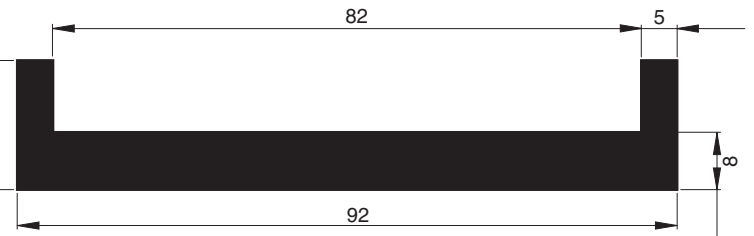
002.000012
PVC



002.000186
PVC



001.000687
EPDM



001.000691
EPDM



002.000348
PVC





002.000246
PVC

Altri colori o mescole solo su richiesta / Other colours and materials upon request

Tolleranza sulle dimensioni (*Factory tolerances*) secondo norme UNI ISO 3302 - E2 / DIN 16941 - 3B

3

CORNICE IN GOMMA FINITA 4 ANGOLI *Seal with 4 corners*

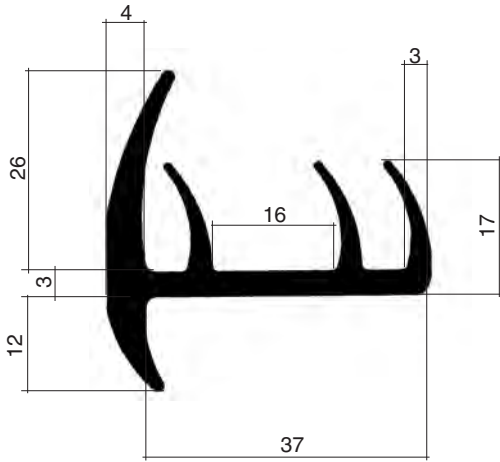


ANGOLO VULCANIZZATO *Vulcanization angle*

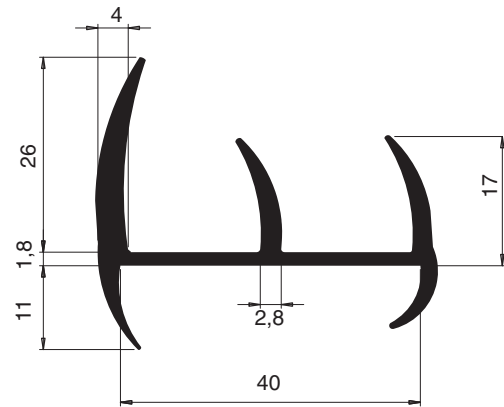


Tolleranza sulle dimensioni (Factory tolerances) secondo norme UNI ISO 3302 - E2 / DIN 16941 - 3B

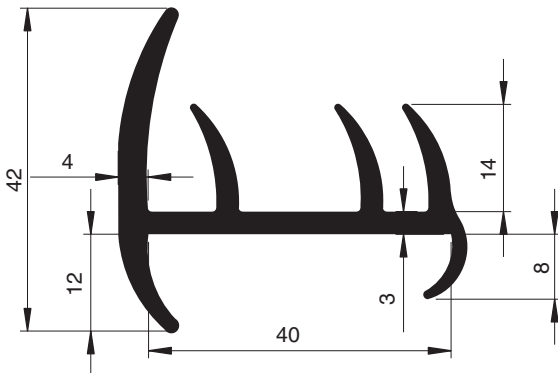
3



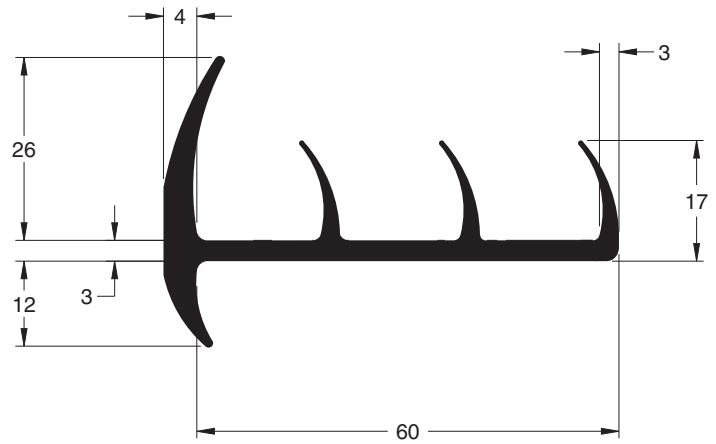
001.000936
EPDM
(rotoli/roll da mt 12,5)



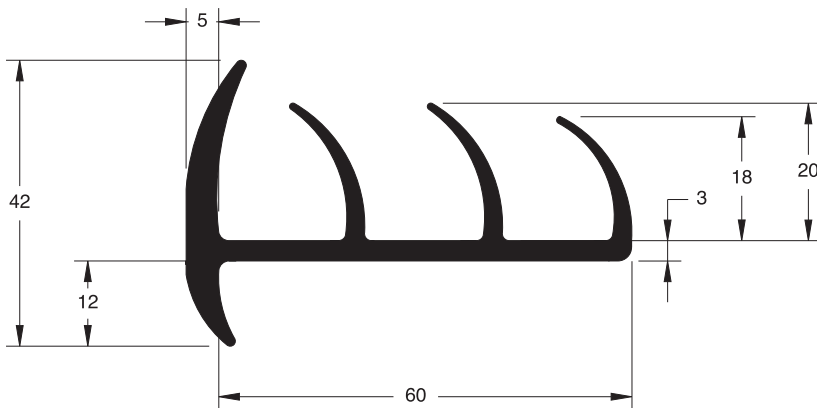
001.001431
EPDM
(rotoli/roll da mt 12,5)



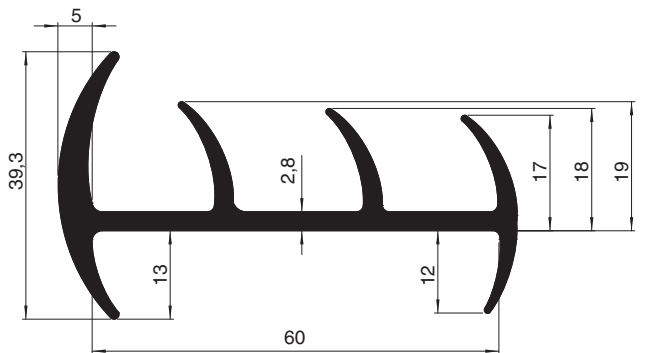
001.000610
EPDM
(rotoli/roll da mt 12,5)



001.000956
EPDM
(rotoli/roll da mt 12,5)

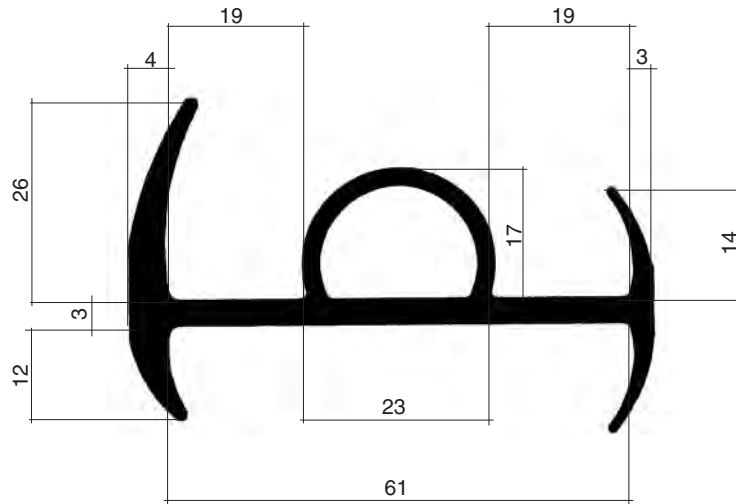


001.000957
EPDM
(rotoli/roll da mt 12,5)



001.001882
EPDM
(rotoli/roll da mt 14,5)

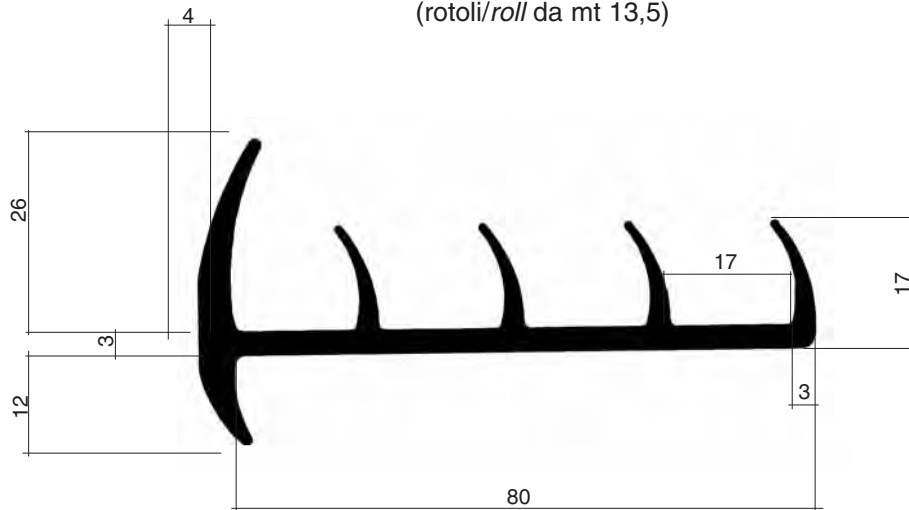
3



001.000950

EPDM

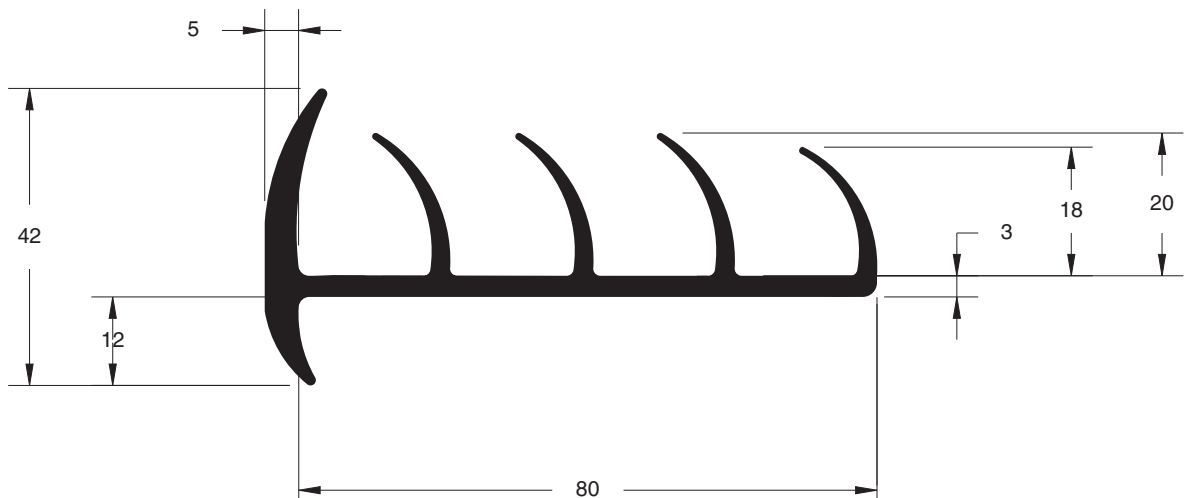
(rotoli/roll da mt 13,5)



001.000964

EPDM

(rotoli/roll da mt 13,5)

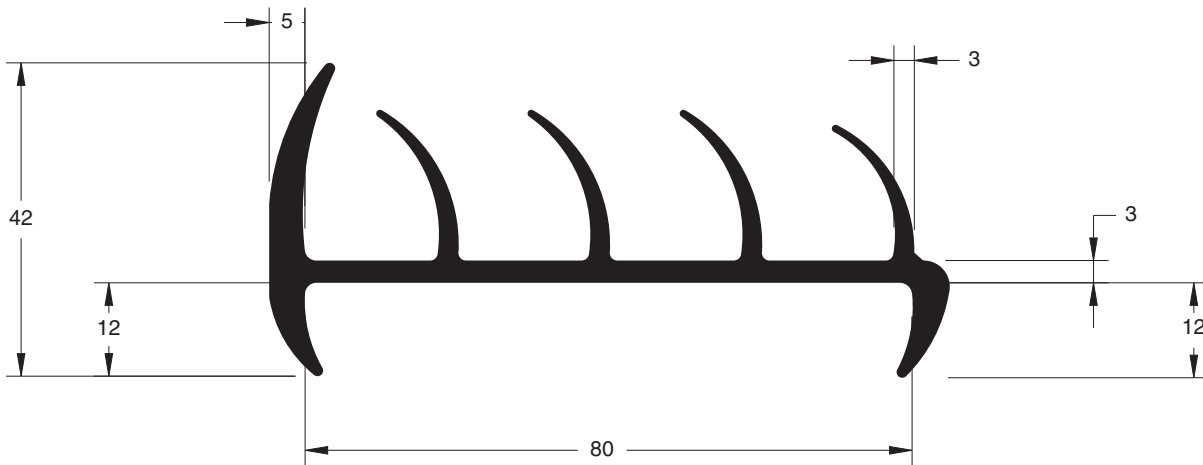


001.000965

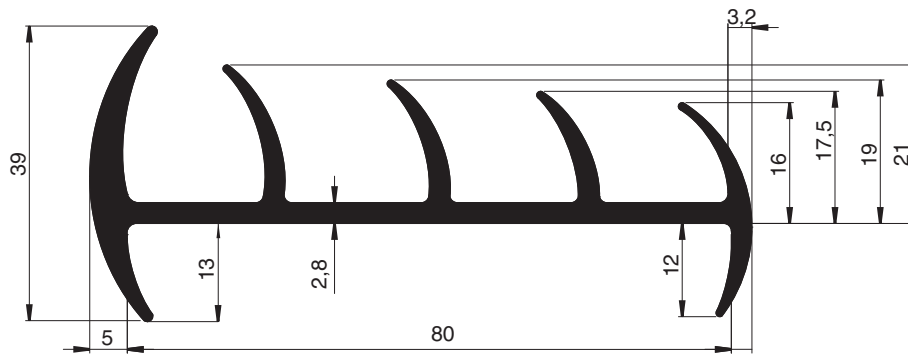
EPDM

(rotoli/roll da mt 13,5)

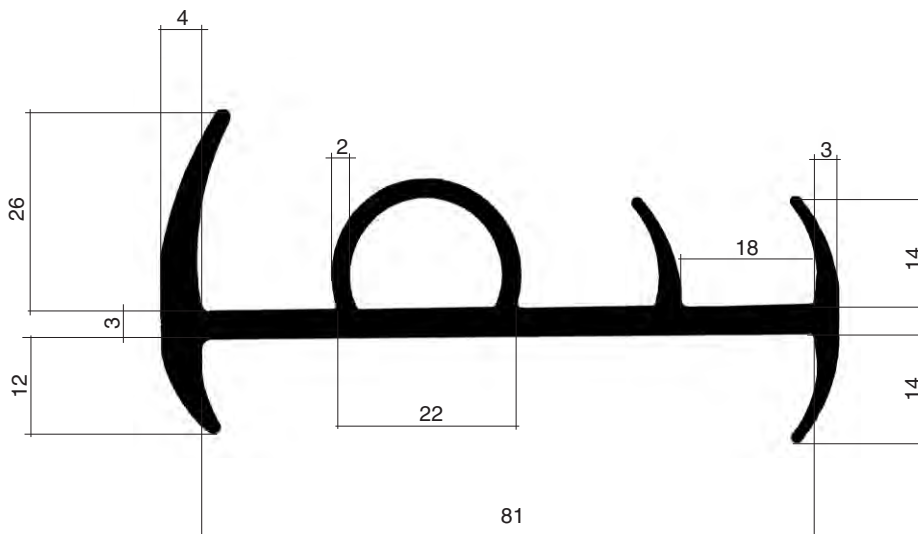
Tolleranza sulle dimensioni (Factory tolerances) secondo norme UNI ISO 3302 - E2 / DIN 16941 - 3B



001.000966
EPDM
(rotoli/roll da mt 13,5)

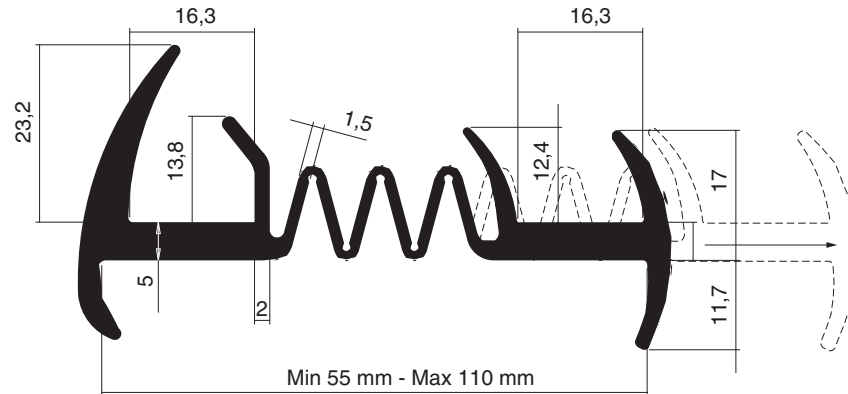


001.001883
EPDM
(rotoli/roll da mt 14,5)




001.000963
EPDM
(rotoli/roll da mt 12,5)

Tolleranza sulle dimensioni (Factory tolerances) secondo norme UNI ISO 3302 - E2 / DIN 16941 - 3B



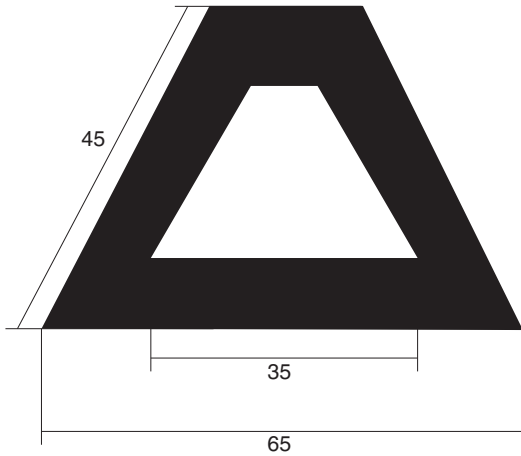
001.000931
EPDM
(rotoli/roll da mt 13,5)



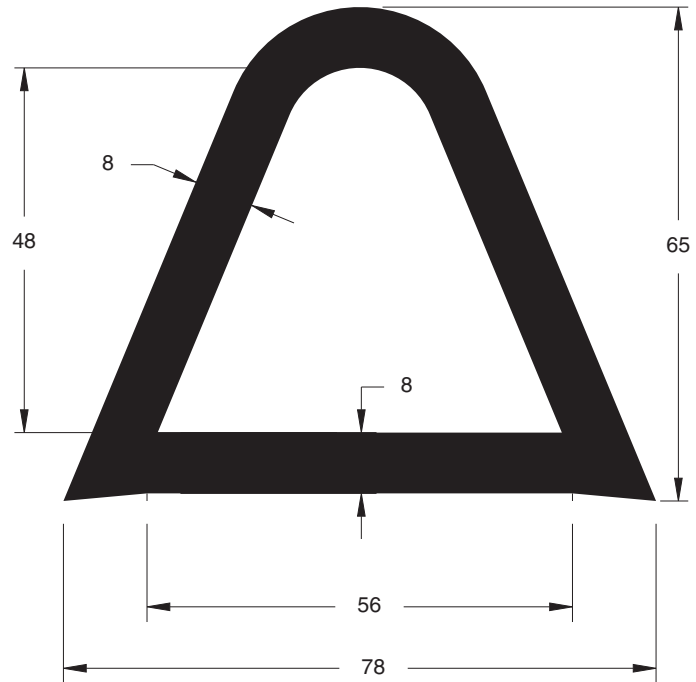
www.assotech.com - E-mail: assotech@assotech.com

Tolleranza sulle dimensioni (Factory tolerances) secondo norme UNI ISO 3302 - E2 / DIN 16941 - 3B

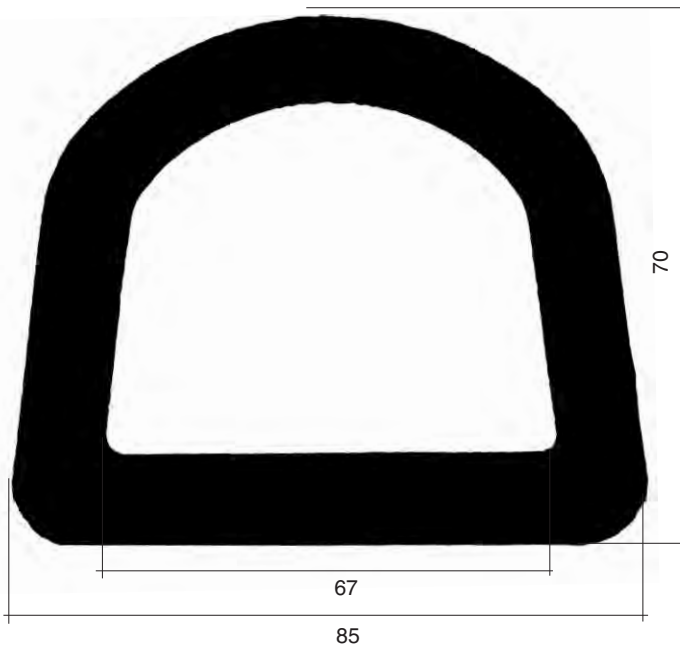
3



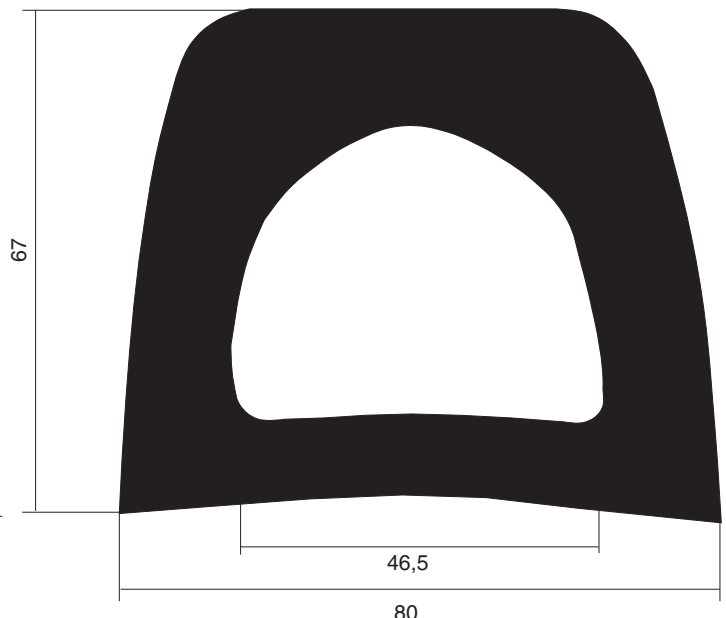
001.000800
 (verghe/pieces da mm 2600)
EPDM



002.000213
 (verghe/pieces da mm 2600)
PVC



001.000812
 (verghe/pieces da mm 2600)
EPDM



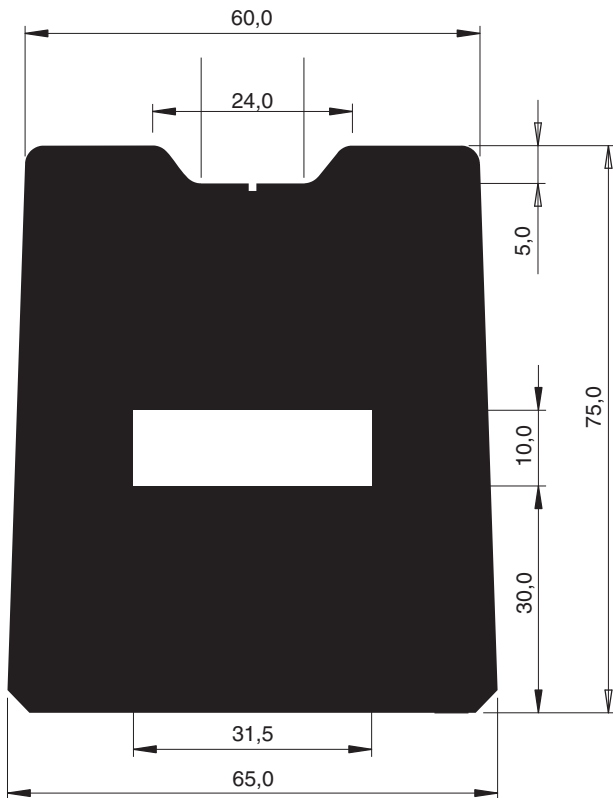
001.000750
 (verghe/pieces da mm 2600)
EPDM

SU RICHIESTA SONO FORNIBILI VERGHE DI LUNGHEZZA DIVERSA
Other length upon request

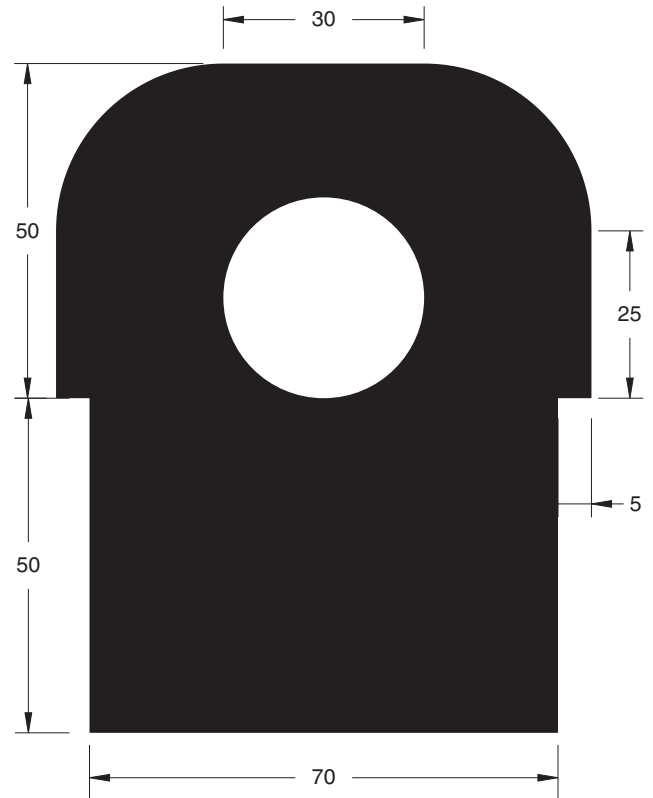
Altri colori o mescole solo su richiesta / *Other colours and materials upon request*

Tolleranza sulle dimensioni (Factory tolerances) secondo norme UNI ISO 3302 - E2 / DIN 16941 - 3B

3



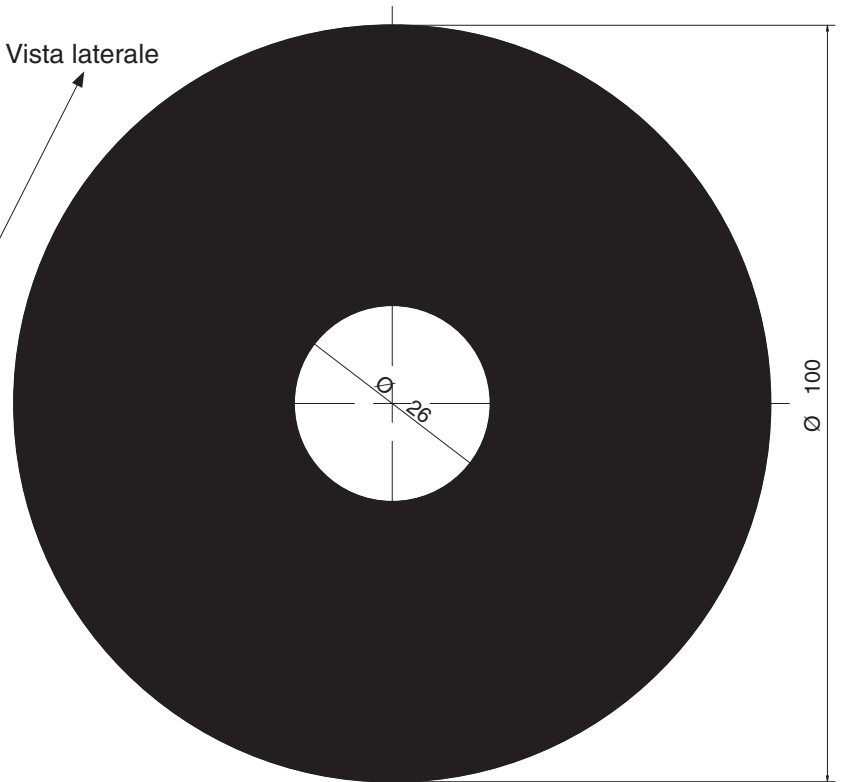
001.000693
(verghe/pieces da mm 2600)
EPDM



001.000685
(verghe/pieces da mm 4500 massimo)
EPDM



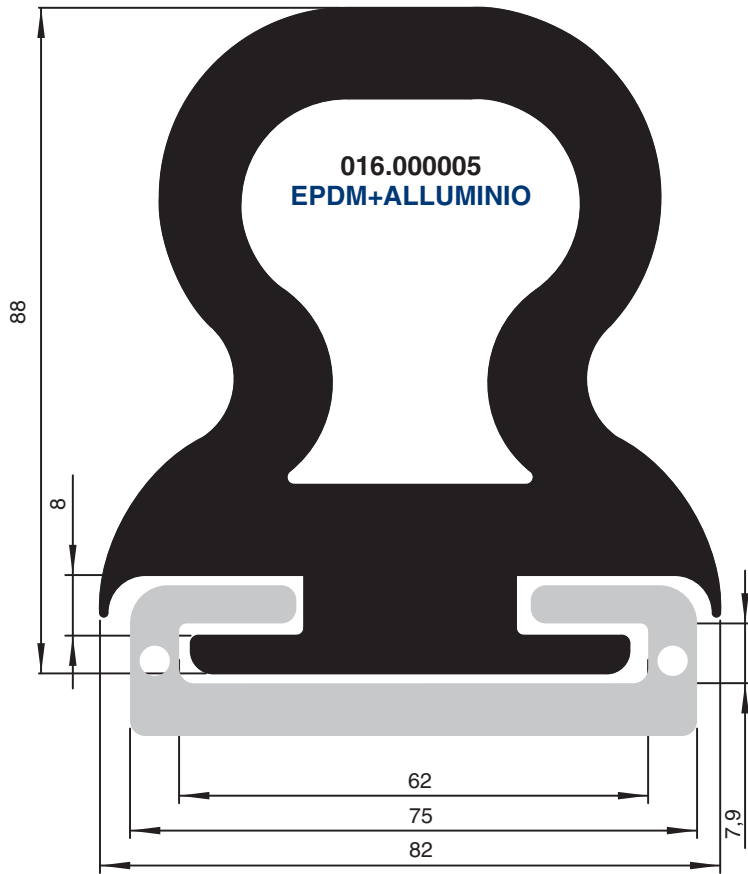
Vista laterale



005.000073
SBR

Altri colori o mescole solo su richiesta / Other colours and materials upon request

Tolleranza sulle dimensioni (Factory tolerances) secondo norme UNI ISO 3302 - E2 / DIN 16941 - 3B



**A RICHIESTA FORNIBILE
 IN LUNGHEZZE DIVERSE**
Other length upon request

da mm. 100 a
 mm. 3000

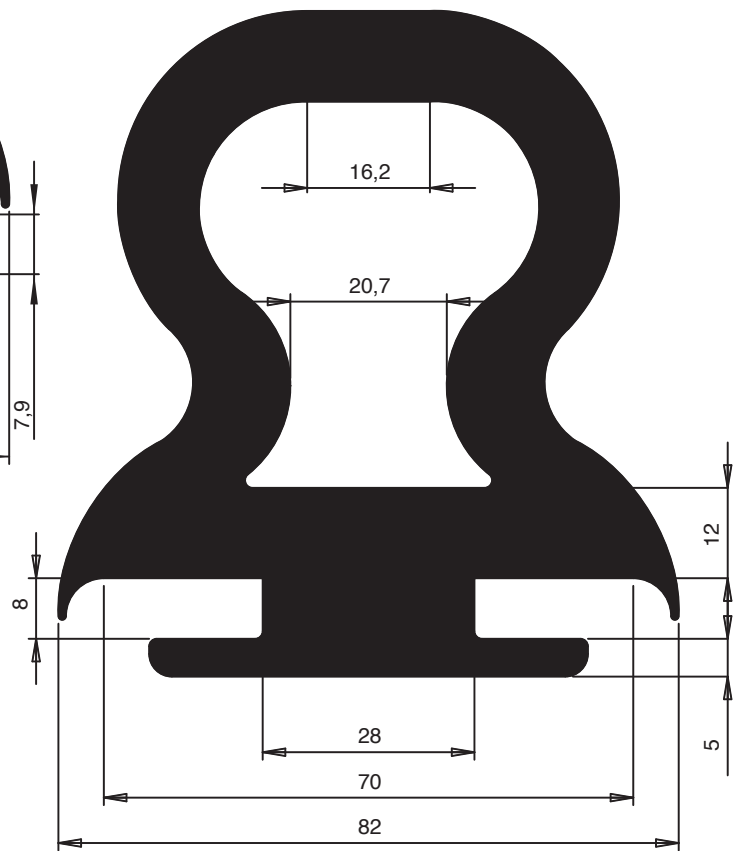
PEZZO/Pieces STANDARD

mm. 3000

3



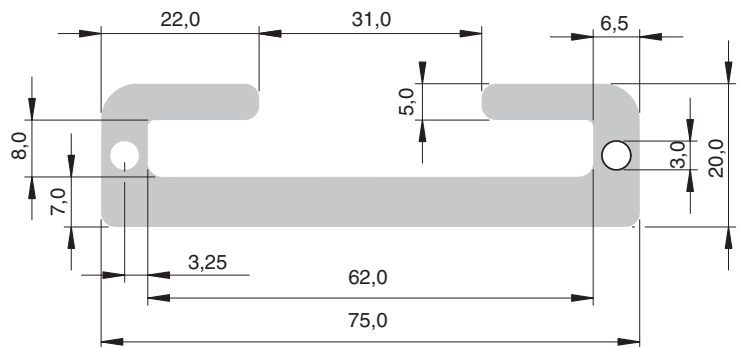
TAPPO PER CHUSURA PARAUERTO



**001.000585
 EPDM**



ANCHE PERSONALIZZATO

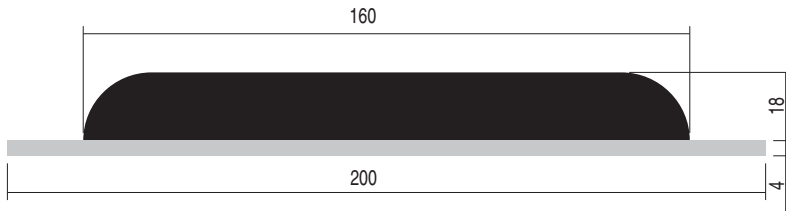


010.000019
 (verghe/pieces da mm. 3.000)
ALLUMINIO


Altri colori o mescole solo su richiesta / Other colours and materials upon request

Tolleranza sulle dimensioni (Factory tolerances) secondo norme UNI ISO 3302 - E2 / DIN 16941 - 3B

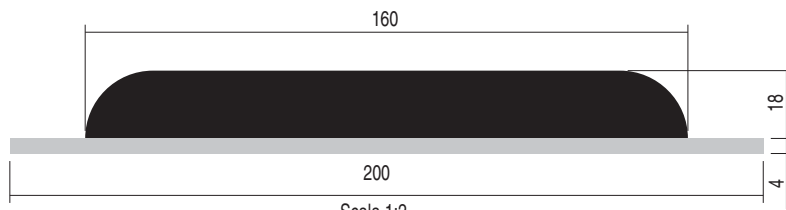
GOMMA SBR+METALLO (FERRO O ALLUMINIO)
DUREZZA SHORE 80 (±5)



Scala 1:2



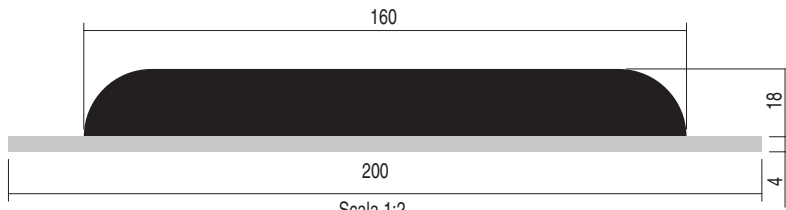
005.000011



Scala 1:2



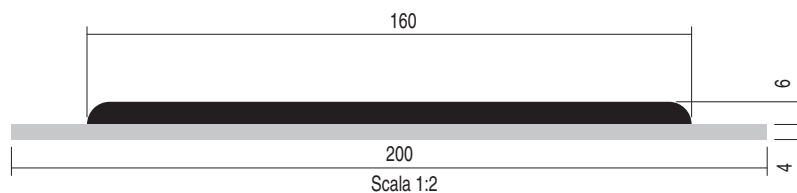
005.000012



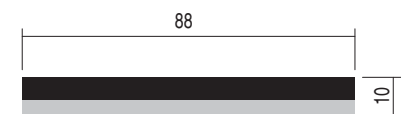
Scala 1:2



005.000013



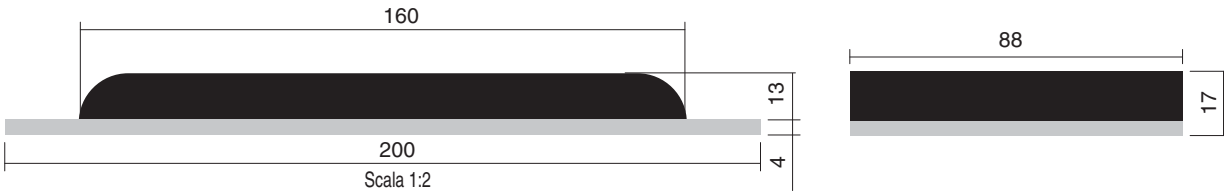
Scala 1:2



005.000014

Tolleranza sulle dimensioni (*Factory tolerances*) secondo norme UNI ISO 3302 - E2 / DIN 16941 - 3B

GOMMA SBR+METALLO (FERRO O ALLUMINIO)
DUREZZA SHORE 80 (±5)




005.000016




005.000017

TAMPONE APPOGGIO TELAIO
Frame buffer support



www.assotech.com - E-mail: assotech@assotech.com



www.assotech.com - E-mail: assotech@assotech.com



- ✓ Progettazione/Produzione profili e guarnizioni finite pronte al montaggio
Design / Production profiles and gaskets finished ready for assembly
- ✓ Profili in bicomponente / *Co-Extrusion profile*
- ✓ Profili copribordo/Protezione / *Edge protector*
- ✓ Profili di tenuta aria-acqua
Sealing profiles (guisnap)
- ✓ Profili assemblati / *PVC with embedded steel base strip bonded*



Profili in bicomponente

Co-Extrusion profile



GOMMA + GOMMA SPUGNA / SOLID RUBBER + SPONGE RUBBER

Tolleranza sulle dimensioni (Factory tolerances) secondo norme UNI ISO 3302 - E2 e E3 / DIN 16941 - 3B

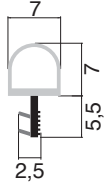
"Compressione BULBO IN SPUGNA"

Consigliamo uno schiacciamento/deformazione non superiore al 50%, caso contrario non garantiamo il ritorno in posizione originale.

"Compression of the sponge rubber bulb"

We suggest you a compression not higher than 50%, otherwise we can not assure you that the bulb will go back into the original position.


4



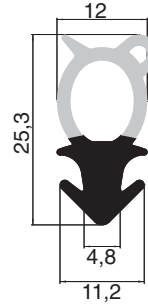
002.000455
PVC MORBIDO
+ PVC RIGIDO



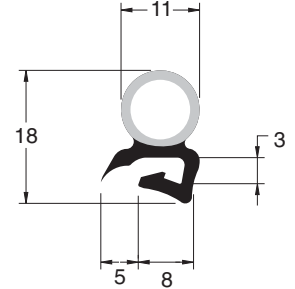
001.001045
EPDM



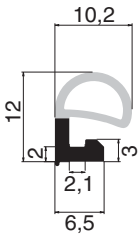
001.001324
EPDM



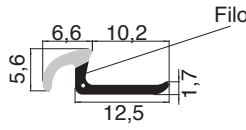
001.001995
EPDM



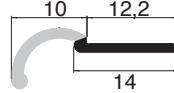
001.001173
EPDM



001.001341
EPDM



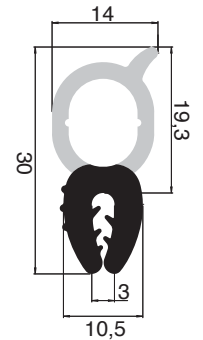
001.001342
EPDM
+ FILO



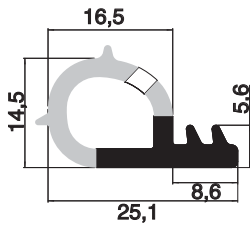
001.001767
EPDM



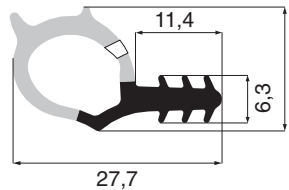
001.001842
EPDM



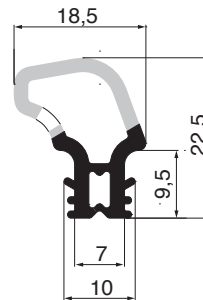
001.001253
EPDM



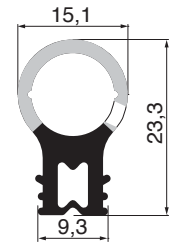
001.001979
EPDM



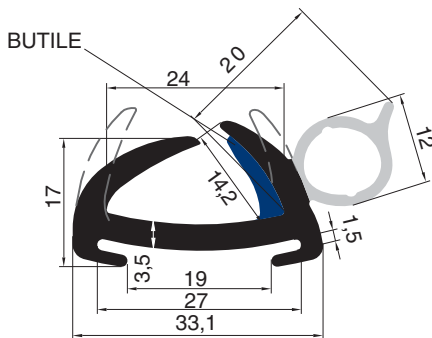
001.002136
EPDM



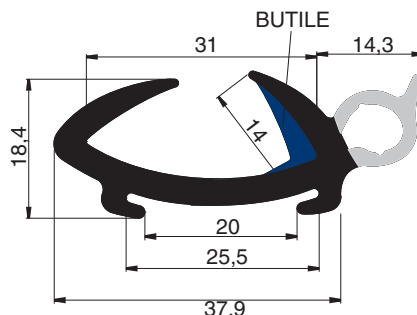
001.002143
EPDM



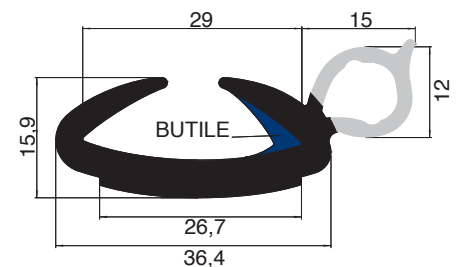
001.002142
EPDM



001.001346
EPDM



001.001344
EPDM



001.000989
EPDM

Altri colori o mescole solo su richiesta / Other colours and materials upon request

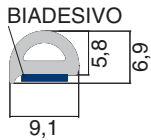
Tolleranza sulle dimensioni (Factory tolerances) secondo norme UNI ISO 3302 - E2 e E3 / DIN 16941 - 3B

“Compressione BULBO IN SPUGNA”

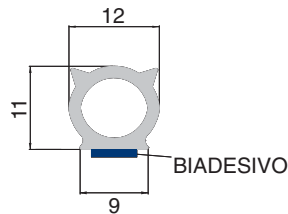
Consigliamo uno schiacciamento/deformazione non superiore al 50%,
caso contrario non garantiamo il ritorno in posizione originale.

“Compression of the sponge rubber bulb”

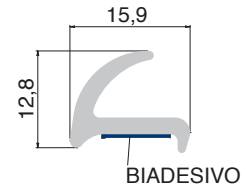
We suggest you a compression not higher than 50%, otherwise we can not assure you that the bulb will go back into the original position.



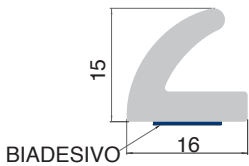
003.000146
EPDM



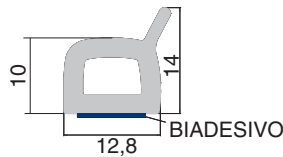
003.000144
EPDM



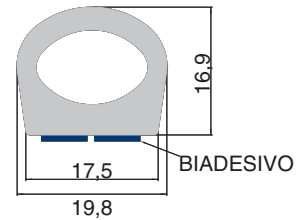
003.000143
EPDM



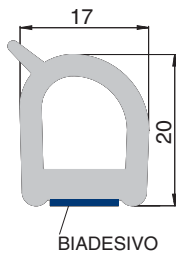
003.000123
EPDM



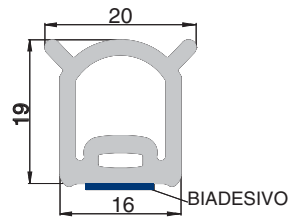
003.000116
EPDM



003.000125
EPDM



003.000211
EPDM



003.000210
EPDM



Profili in bicomponente con biadesivo

Co-extrusion profiles with adhesive



GOMMA + GOMMA SPUGNA / SOLID RUBBER + SPONGE RUBBER

Tolleranza sulle dimensioni (Factory tolerances) secondo norme UNI ISO 3302 - E2 e E3 / DIN 16941 - 3B

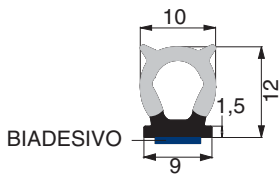
"Compressione BULBO IN SPUGNA"

Consigliamo uno schiacciamento/deformazione non superiore al 50%, caso contrario non garantiamo il ritorno in posizione originale.

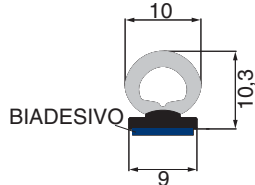
"Compression of the sponge rubber bulb"

We suggest you a compression not higher than 50%, otherwise we can not assure you that the bulb will go back into the original position.

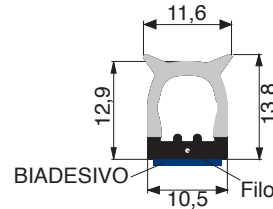
4



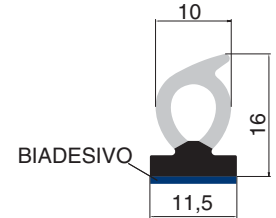
001.001960
EPDM



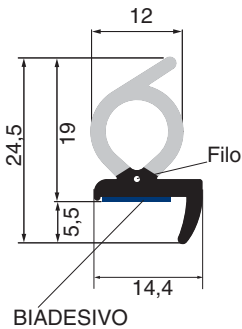
001.001944
EPDM



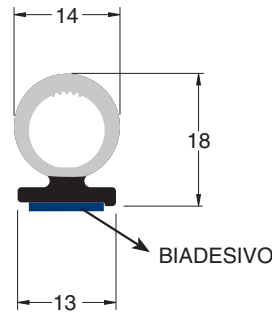
001.001964
EPDM



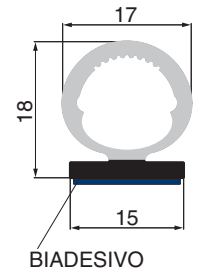
001.001039
EPDM



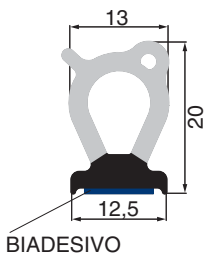
001.001805
EPDM



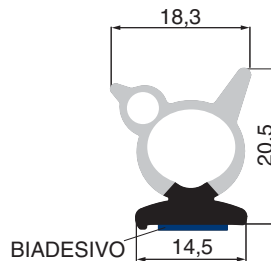
001.001536
EPDM



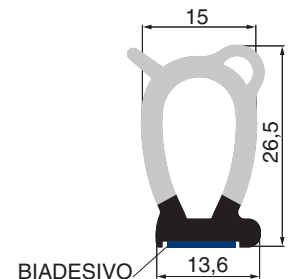
001.001951
EPDM



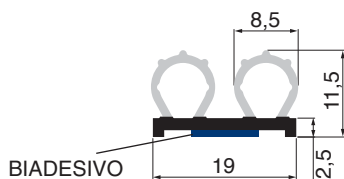
001.001910
EPDM



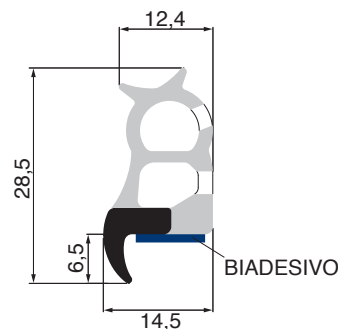
001.001933
EPDM



001.001909
EPDM




001.001911
EPDM

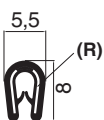


001.001758
EPDM

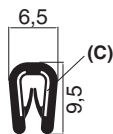
Altri colori o mescole solo su richiesta / Other colours and materials upon request



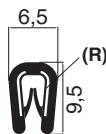
Tolleranza sulle dimensioni (Factory tolerances) secondo norme DIN 16941-3B-4B



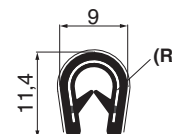
002.000366
**da mm. 0,8 a 1,5
PVC



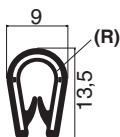
002.000288
**da mm. 1 a 2
PVC



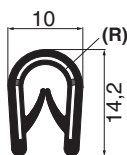
002.000289
**da mm. 1 a 2
PVC



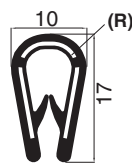
002.000530
**da mm. 2 a 4
PVC



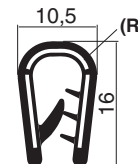
002.000286
**da mm. 1 a 3
PVC



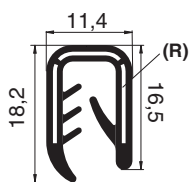
002.000480
**da mm. 1 a 4
PVC



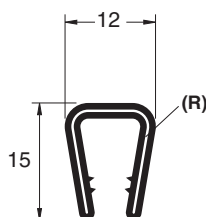
002.000294
002.000281
**da mm. 1 a 4
PVC



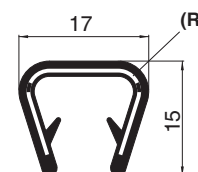
002.000282
**da mm. 2 a 5
PVC



002.000406
**da mm. 4 a 6
PVC



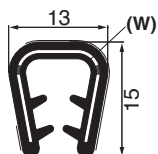
002.000295
**da mm. 6 a 8
PVC



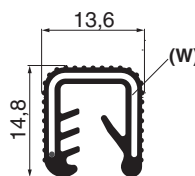
002.000407
**da mm. 10 a 12
PVC



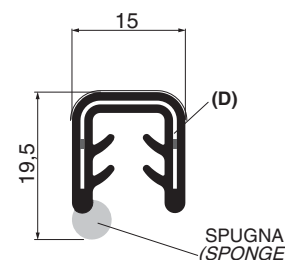
Tolleranza sulle dimensioni (Factory tolerances) secondo norme UNI ISO 3302 - E2



001.002036
**da mm. 5 a 6
EPDM



001.002035
**da mm. 5 a 6
EPDM



001.001191
**da mm. 4 a 7
EPDM

INSERTO METALLICO / Insert Metal

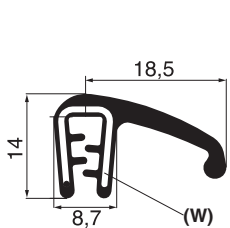
W = Filo metallico+inserto tessile/Wire carrier
C = Mono ponticello/Centre bar

D = Doppio ponticello/Doble bar
R = Lamierino rotto/Broken metal

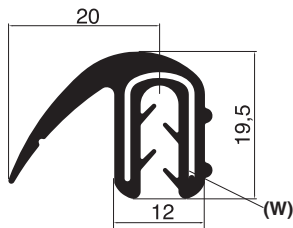
** Spessore di Applicazione
Clamping Range

Altri colori o mescole solo su richiesta / Other colours and materials upon request

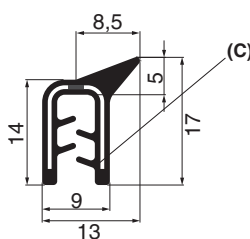
Tolleranza sulle dimensioni (Factory tolerances) secondo norme UNI ISO 3302 - E2 / DIN 16941 - 3B



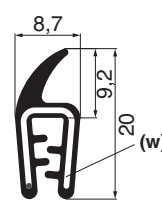
001.001596
**da mm. 2 a 4
EPDM



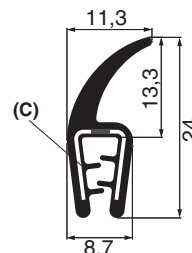
001.001595
**da mm. 1 a 3,5
EPDM



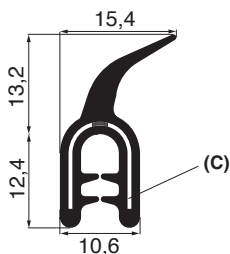
001.001985
**da mm. 1,5 a 3
EPDM



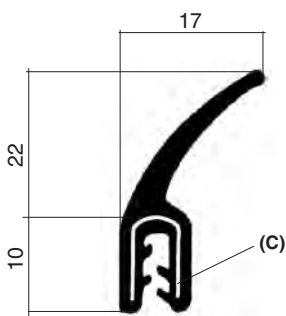
001.001001
**da mm. 1,5 a 3
EPDM



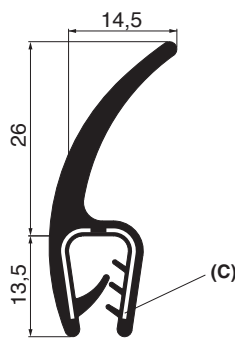
002.000408
**da mm. 1,5 a 3
PVC
001.001881
EPDM DIN 5510



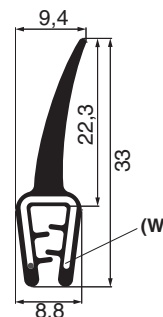
001.001032
**da mm 1 a 2
EPDM



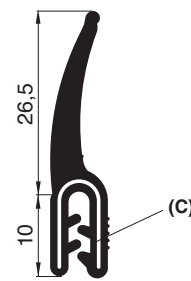
002.000434
**da mm 1,5 a 3
PVC



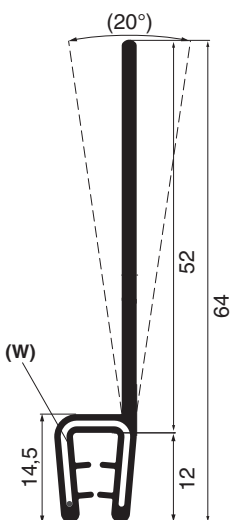
001.001597
**da mm.3 a 5
EPDM



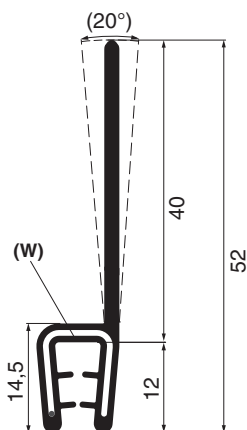
001.001848
**da mm 1 a 2,5
EPDM



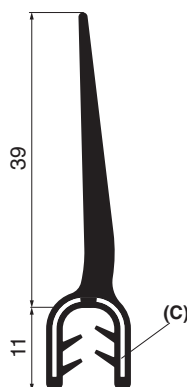
001.001567
**da mm. 1 a 2,5
EPDM



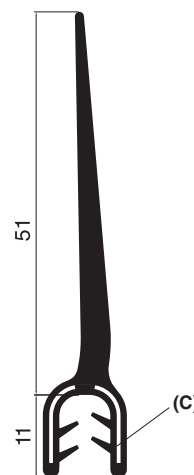
001.002141
**da mm. 2 a 3
EPDM



001.002140
**da mm. 2 a 3
EPDM



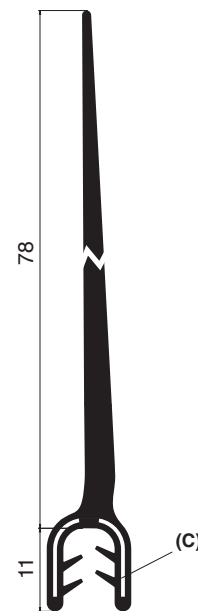
001.001524
**da mm. 2 a 4
EPDM



001.001525
**da mm. 2 a 4
EPDM



002.000324
**da mm. 2 a 3
PVC



001.001090
**da mm. 2 a 4
EPDM

INSERTO METALLICO / Insert Metal

W = Filo metallico+inserto tessile/Wire carrier
C = Mono ponticello/Centre bar

D = Doppio ponticello/Doble bar
R = Lamierino rotto/Broken metal

** Spessore di Applicazione
Clamping Range

Altri colori o mescole solo su richiesta / Other colours and materials upon request

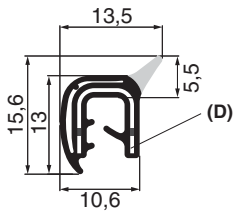
Tolleranza sulle dimensioni (Factory tolerances) secondo norme UNI ISO 3302 - E2 e E3

"Compressione BULBO IN SPUGNA"

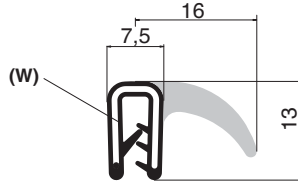
Consigliamo uno schiacciamento/deformazione non superiore al 50%,
caso contrario non garantiamo il ritorno in posizione originale.

"Compression of the sponge rubber bulb"

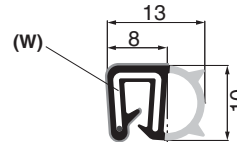
We suggest you a compression not higher than 50%, otherwise we can not assure you that the bulb will go back into the original position.



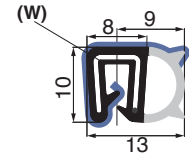
001.001986
**da mm. 1 a 2
EPDM



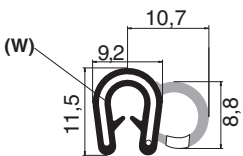
001.001334
**da mm. 1 a 2
EPDM



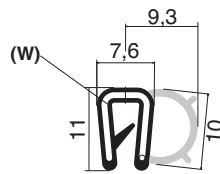
001.001963
**da mm. 1 a 2
EPDM



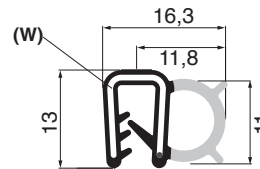
008.000050
**da mm. 1 a 2
EPDM+TESSUTO CONDUTTIVO



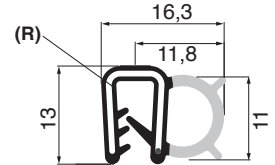
001.001210
**da mm.1 a 2
EPDM



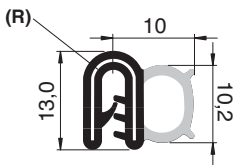
001.001209
**da mm.1 a 2
EPDM



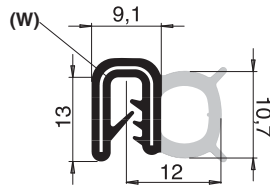
001.001546
**da mm. 1 a 2
EPDM
001.001828
EPDM UL94



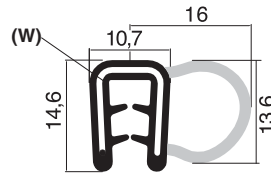
001.001867
**da mm. 1 a 2
EPDM UL94
001.002041
NBR



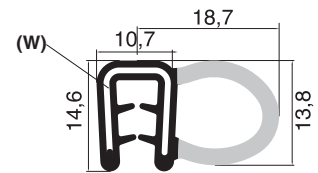
001.001009
**da mm.1 a 2
EPDM



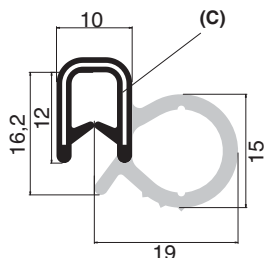
001.001015
**da mm.1,5 a 2,5
EPDM



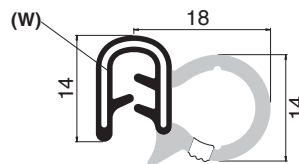
001.001332
**da mm.1 a 2
EPDM



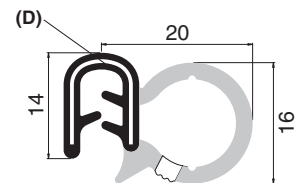
001.001018
**da mm.1 a 2
EPDM
001.002046
EPDM UL94 (W)



001.001205
**da mm.1,5 a 3,5
EPDM



001.001566
**da mm.1,5 a 3,5
EPDM
001.002042
EPDM UL94



001.001201
**da mm. 1,5 a 3,5
EPDM
001.002043
EPDM UL94

INSERTO METALLICO / Insert Metal

W = Filo metallico+inserto tessile/Wire carrier
C = Mono ponticello/Centre bar

D = Doppio ponticello/Doble bar
R = Lamierino rotto/Broken metal

** Spessore di Applicazione
Clamping Range

Altri colori o mescole solo su richiesta / Other colours and materials upon request

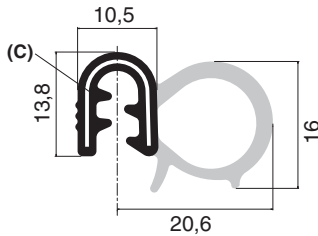
Tolleranza sulle dimensioni (Factory tolerances) secondo norme UNI ISO 3302 - E2 e E3

"Compressione BULBO IN SPUGNA"

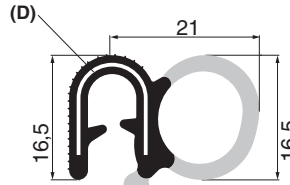
Consigliamo uno schiacciamento/deformazione non superiore al 50%,
caso contrario non garantiamo il ritorno in posizione originale.

"Compression of the sponge rubber bulb"

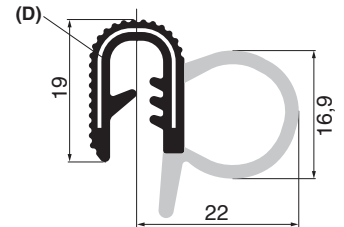
We suggest you a compression not higher than 50%, otherwise we can not assure you that the bulb will go back into the original position.



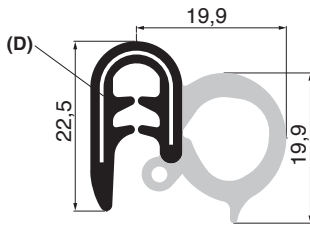
001.001187
da mm. 1,5 a 3,5
EPDM



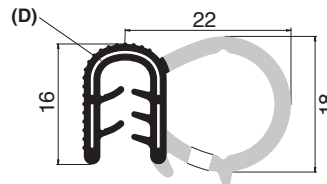
001.001207
da mm. 2 a 4
EPDM



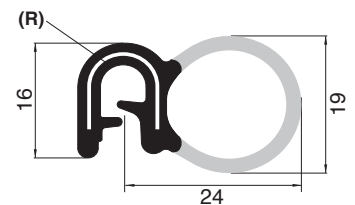
001.001028
da mm. 2 a 4
EPDM



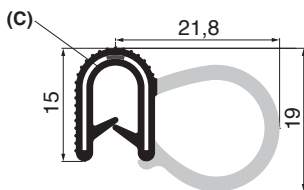
001.001020
da mm. 2 a 4
EPDM



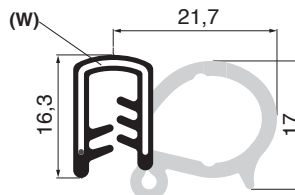
001.001023
**da mm. 2 a 4
EPDM



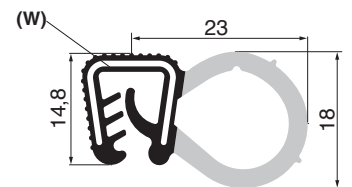
001.001190
**da mm. 1,5 a 3,5
EPDM



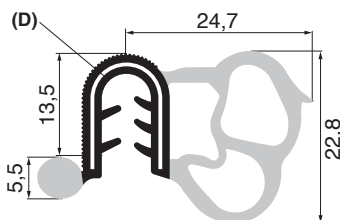
001.001669
da mm. 1,5 a 3,5
CR



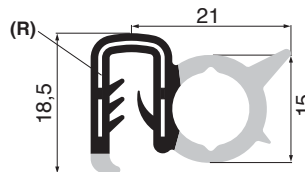
001.001924
da mm. 2 a 4
EPDM



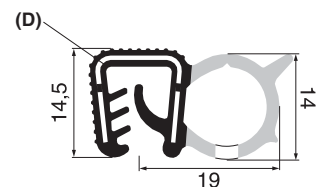
001.001988
da mm. 2 a 4
EPDM



001.001543
da mm. 1,5 a 3,5
EPDM



001.000990
**da mm. 2 a 4
EPDM



001.001214
**da mm. 2 a 4
EPDM
001.001013
**da mm. 5 a 6
EPDM
001.001685
**da mm. 1 a 2,5
EPDM

INSERTO METALLICO / Insert Metal

W = Filo metallico+inserto tessile/Wire carrier
C = Mono ponticello/Centre bar

D = Doppio ponticello/Doble bar
R = Lamierino rotto/Broken metal

** Spessore di Applicazione
Clamping Range

Altri colori o mescole solo su richiesta / Other colours and materials upon request

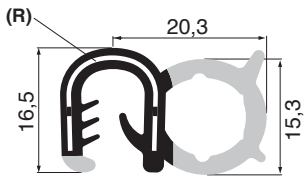
Tolleranza sulle dimensioni (Factory tolerances) secondo norme UNI ISO 3302 - E2 e E3

"Compressione BULBO IN SPUGNA"

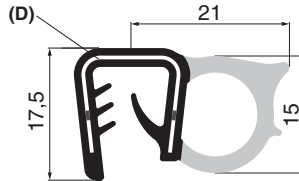
Consigliamo uno schiacciamento/deformazione non superiore al 50%,
caso contrario non garantiamo il ritorno in posizione originale.

"Compression of the sponge rubber bulb"

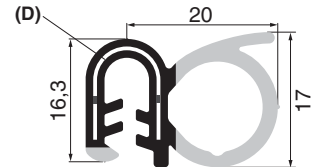
We suggest you a compression not higher than 50%, otherwise we can not assure you that the bulb will go back into the original position.



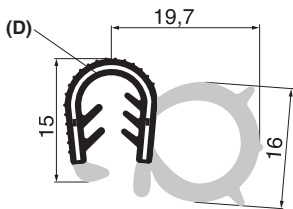
001.000993
**da mm. 4 a 6
EPDM



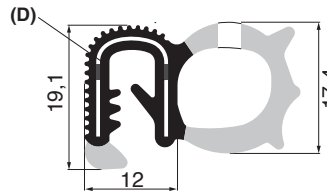
001.001725
**da mm. 5 a 9
EPDM



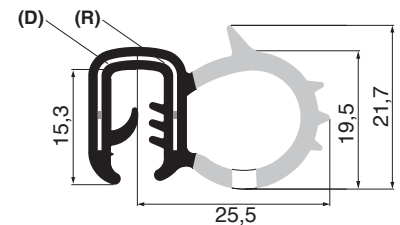
001.001193
**da mm. 2 a 4
EPDM



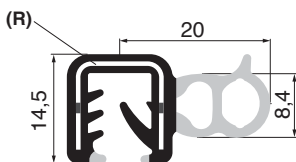
001.001829
**da mm. 4 a 6
EPDM
001.001863
**da mm. 2 a 4
EPDM



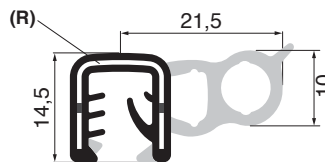
001.001199
**da mm. 3 a 5
EPDM



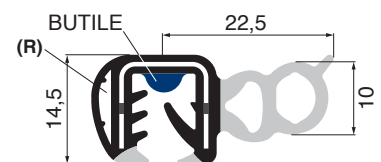
001.001879 (D)
**da mm. 4 a 6
EPDM
001.002139 (R)
**da mm. 4 a 6
EPDM



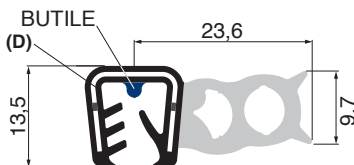
001.001987
**da mm. 4 a 6
EPDM



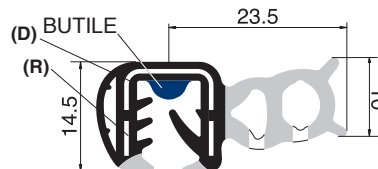
001.001825
**da mm. 5 a 6
EPDM



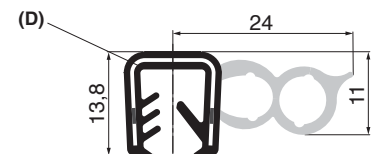
001.001961
**da mm. 5 a 6
EPDM



001.001548
**da mm. 5 a 6
EPDM



001.001336 (R)
**da mm. 5 a 6
EPDM
001.001565 (D)
**da mm. 4 a 5
EPDM



001.001335
**da mm. 5 a 6
EPDM

INSERTO METALLICO / Insert Metal

W = Filo metallico+inserto tessile/Wire carrier
C = Mono ponticello/Centre bar

D = Doppio ponticello/Doble bar
R = Lamierino rotto/Broken metal

** Spessore di Applicazione
Clamping Range

Altri colori o mescole solo su richiesta / Other colours and materials upon request

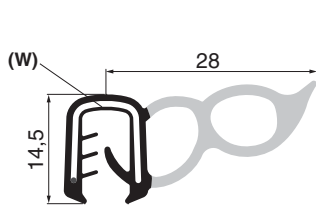
Tolleranza sulle dimensioni (Factory tolerances) secondo norme UNI ISO 3302 - E2 e E3

"Compressione BULBO IN SPUGNA"

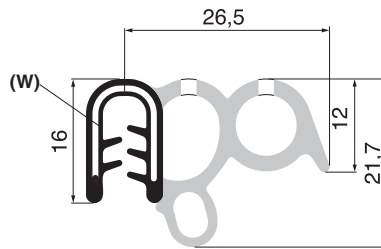
Consigliamo uno schiacciamento/deformazione non superiore al 50%,
caso contrario non garantiamo il ritorno in posizione originale.

"Compression of the sponge rubber bulb"

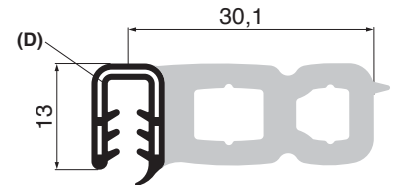
We suggest you a compression not higher than 50%, otherwise we can not assure you that the bulb will go back into the original position.



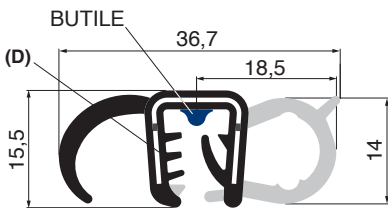
001.001970
**da mm. 3
EPDM



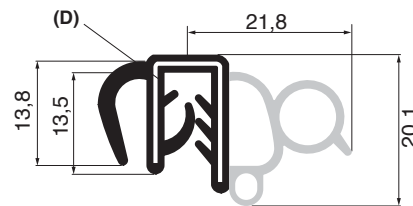
001.001017
**da mm. 1,5 a 3,5
EPDM



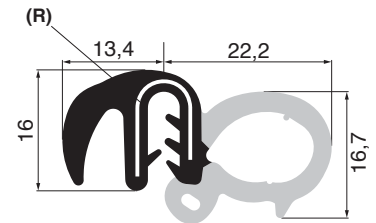
001.001019
**da mm. 1,5 a 3,5
EPDM



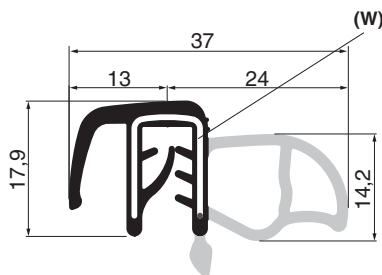
001.001959
**da mm. 4 a 5
EPDM



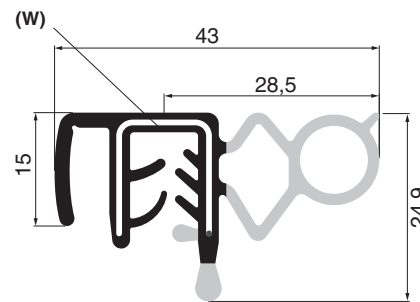
001.001494
**da mm. 2 a 5
EPDM



001.001021
**da mm. 2 a 4
EPDM



001.001174
**da mm. 2 a 4
EPDM



001.001622
**da mm. 4 a 6
EPDM

INSERTO METALLICO / Insert Metal

W = Filo metallico+inserto tessile/Wire carrier
C = Mono ponticello/Centre bar

D = Doppio ponticello/Doble bar
R = Lamierino rotto/Broken metal

** Spessore di Applicazione
Clamping Range

Altri colori o mescole solo su richiesta / Other colours and materials upon request

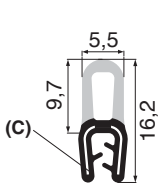
Tolleranza sulle dimensioni (Factory tolerances) secondo norme UNI ISO 3302 - E2 e E3

"Compressione BULBO IN SPUGNA"

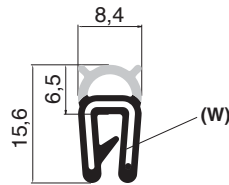
Consigliamo uno schiacciamento/deformazione non superiore al 50%,
caso contrario non garantiamo il ritorno in posizione originale.

"Compression of the sponge rubber bulb"

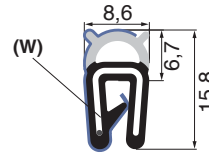
We suggest you a compression not higher than 50%, otherwise we can not assure you that the bulb will go back into the original position.



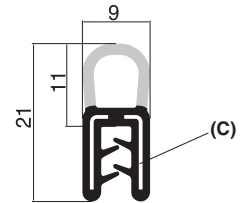
001.001010
**da mm. 1 a 2
EPDM



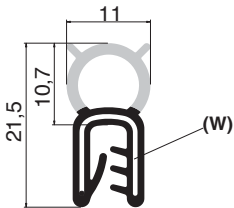
001.001213
**da mm. 1 a 2
EPDM
001.002045
EPDM UL94



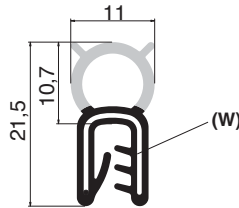
008.000089
**da mm. 1 a 2
EPDM + TESSUTO
CONDUTTIVO



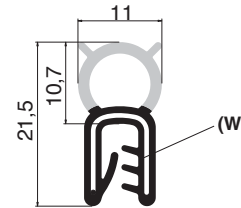
001.001531
**da mm. 1 a 2,5
EPDM



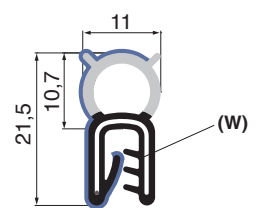
001.001212
**da mm. 1 a 2,5
EPDM
001.001181
**da mm. 1 a 2,5
NBR



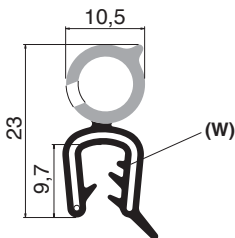
001.001865
**da mm. 1 a 2,5
EPDM DIN 5510
001.001993
EPDM UL94



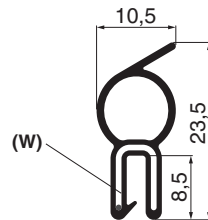
001.001989
**da mm. 1 a 2,5
EPDM NFF 16-101



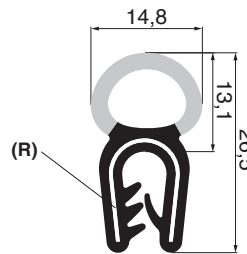
008.000090
**da mm. 1 a 2,5
EPDM + TESSUTO
CONDUTTIVO



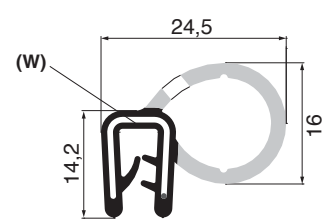
001.001395
**da mm. 2 a 3,5
EPDM



001.001999
**da mm. 1 a 2
EPDM COMPATTO



001.001186
**da mm. 4 a 6
EPDM



001.002119
**da mm. 1 a 3
EPDM

INSERTO METALLICO / Insert Metal

W = Filo metallico+inserto tessile/Wire carrier
C = Mono ponticello/Centre bar

D = Doppio ponticello/Doble bar
R = Lamierino rotto/Broken metal

** Spessore di Applicazione
Clamping Range

Altri colori o mescole solo su richiesta / Other colours and materials upon request

Tolleranza sulle dimensioni (Factory tolerances) secondo norme UNI ISO 3302 - E2 e E3

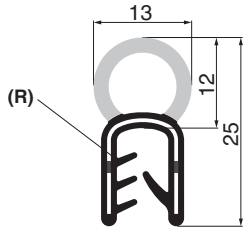
"Compressione BULBO IN SPUGNA"

Consigliamo uno schiacciamento/deformazione non superiore al 50%,
caso contrario non garantiamo il ritorno in posizione originale.

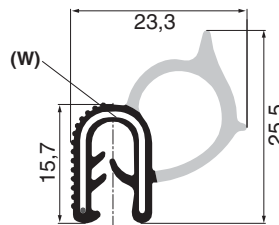
"Compression of the sponge rubber bulb"

We suggest you a compression not higher than 50%, otherwise we can not assure you that the bulb will go back into the original position.

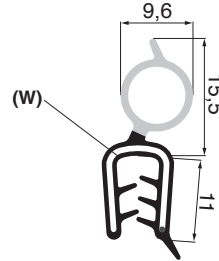
4



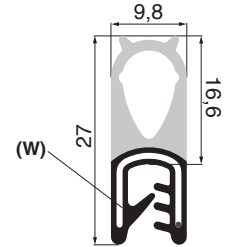
001.001971
**da mm. 4 a 6
EPDM



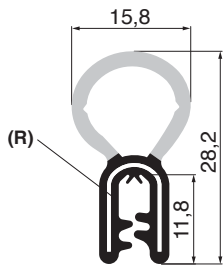
001.002063
**da mm. 2 a 4
EPDM



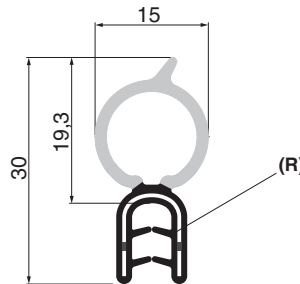
001.002059
**da mm. 1,5 a 3,5
EPDM



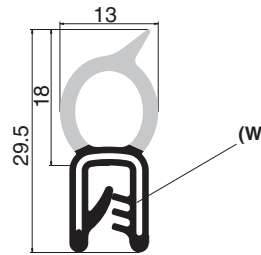
001.002058
**da mm. 1 a 3,5
EPDM



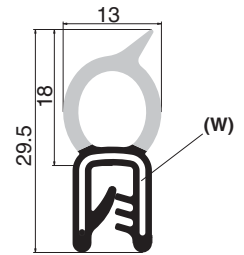
001.001030
**da mm. 1,5 a 3,5
EPDM



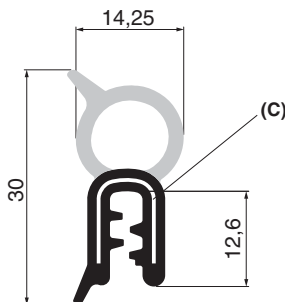
001.001025
**da mm. 1,5 a 3,5
EPDM



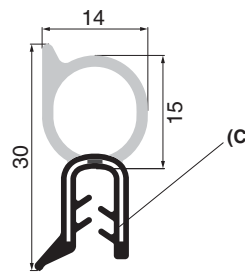
001.001016
**da mm. 2 a 4
EPDM
001.002044
EPDM UL94



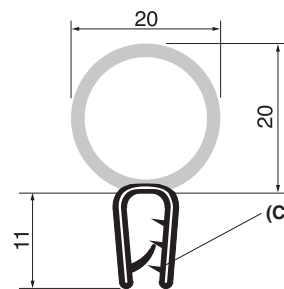
001.001990
**da mm. 2 a 4
EPDM NFF16-101



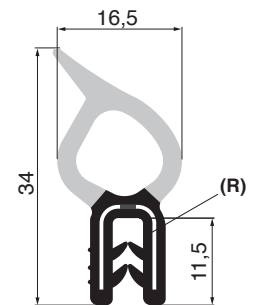
001.002135
**da mm. 1,5 a 3,5
EPDM



001.001177
**da mm. 1,5 a 3,5
EPDM



001.001031
**da mm. 2 a 4
EPDM



001.001188
**da mm. 1,5 a 2,5
EPDM

INSERTO METALLICO / Insert Metal

W = Filo metallico+inserto tessile/Wire carrier
C = Mono ponticello/Centre bar

D = Doppio ponticello/Doble bar
R = Lamierino rotto/Broken metal

** Spessore di Applicazione
Clamping Range

Altri colori o mescole solo su richiesta / Other colours and materials upon request

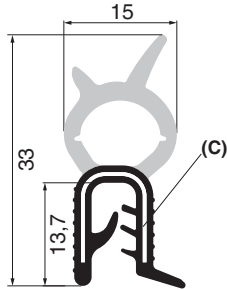
Tolleranza sulle dimensioni (Factory tolerances) secondo norme UNI ISO 3302 - E2 e E3

"Compressione BULBO IN SPUGNA"

Consigliamo uno schiacciamento/deformazione non superiore al 50%,
caso contrario non garantiamo il ritorno in posizione originale.

"Compression of the sponge rubber bulb"

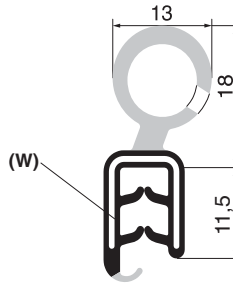
We suggest you a compression not higher than 50%, otherwise we can not assure you that the bulb will go back into the original position.



001.001198

**da mm. 2 a 4

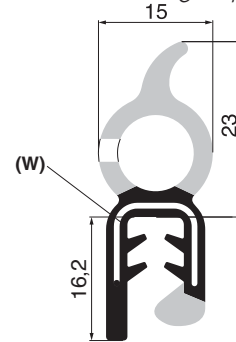
EPDM



001.001522

**da mm. 1,5 a 3,5

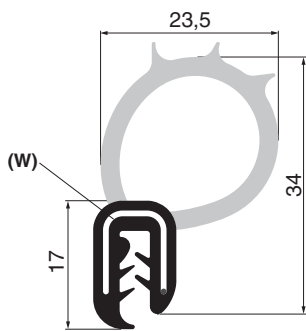
EPDM



001.001014

**da mm. 2 a 4

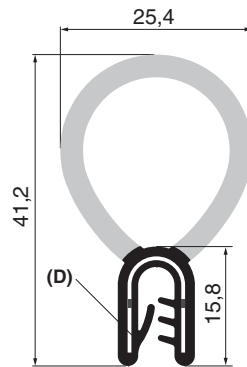
EPDM



001.001969

**da mm. 2 a 4

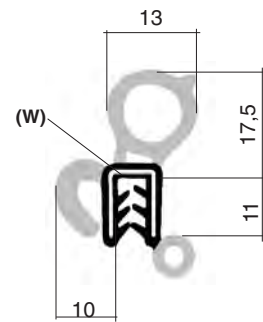
EPDM



001.001991

**da mm. 2 a 3,5

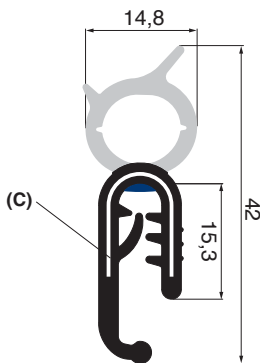
EPDM



001.001222

**da mm. 2 a 4

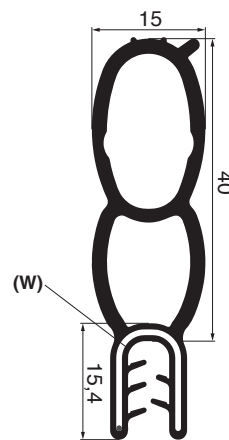
EPDM



001.001184

**da mm. 2 a 4

EPDM



001.002073

**da mm. 2 a 3 (W)

EPDM

INSERTO METALLICO / Insert Metal

W = Filo metallico+inserto tessile/Wire carrier
C = Mono ponticello/Centre bar

D = Doppio ponticello/Doble bar
R = Lamierino rotto/Broken metal

** Spessore di Applicazione
Clamping Range

Altri colori o mescole solo su richiesta / Other colours and materials upon request



Profili assemblati

Pvc with embedded steel base strip bonded to Epdm sponge rubber

PER PORTE E BAULI / DOOR AND BOOT



Tolleranza sulle dimensioni (Factory tolerances) secondo norme UNI ISO 3302 - E2 E3 / DIN 16941 - 3B

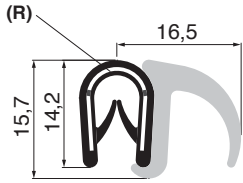
“Compressione BULBO IN SPUGNA”

Consigliamo uno schiacciamento/deformazione non superiore al 50%, caso contrario non garantiamo il ritorno in posizione originale.

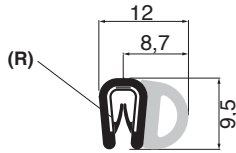
“Compression of the sponge rubber bulb”

We suggest you a compression not higher than 50%, otherwise we can not assure you that the bulb will go back into the original position.

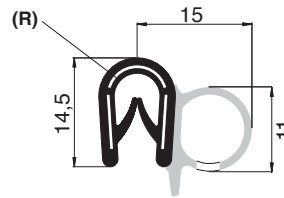
4



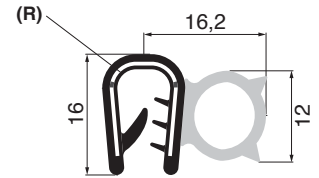
008.000053
**da mm. 1 a 4
PVC+SPUGNA



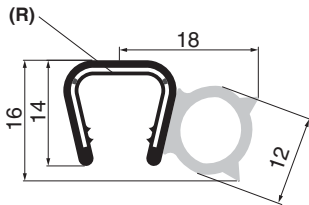
008.000038
**da mm. 1 a 2
PVC+SPUGNA



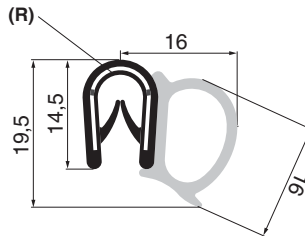
008.000032
**da mm. 1 a 4
PVC+SPUGNA



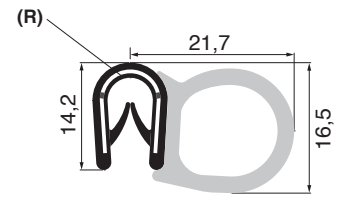
008.000054
**da mm. 4 a 6
PVC+SPUGNA



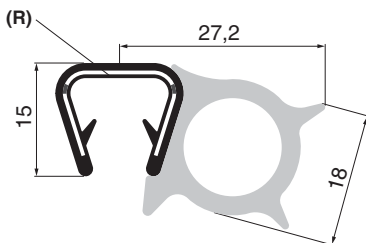
008.000019
**da mm. 8 a 10
PVC+SPUGNA



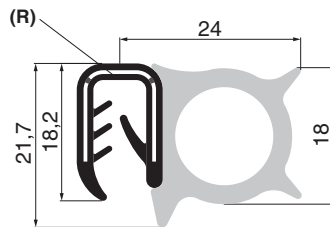
008.000037
**da mm. 1 a 4
PVC+SPUGNA



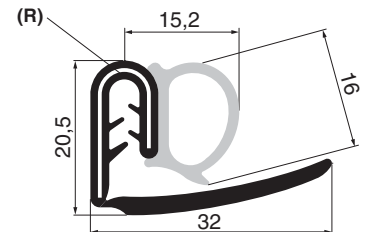
008.000051
**da mm. 1 a 4
PVC+SPUGNA



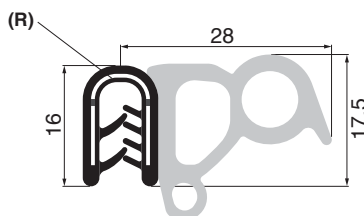
008.000041
**da mm. 10 a 12
PVC+SPUGNA



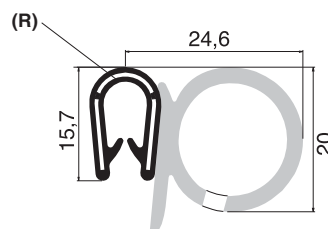
008.000044
**da mm. 4 a 6
PVC+SPUGNA



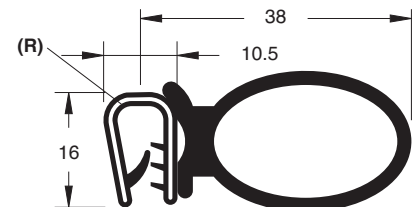
008.000024
**da mm. 1,5 a 2
PVC+SPUGNA



008.000075
**da mm. 2,5 a 4
PVC+SPUGNA



008.000001
**da mm. 1 a 4
PVC+SPUGNA



008.000008
**da mm. 2 a 4
PVC+COMPATTO

INSERTO METALLICO / Insert Metal

W = Filo metallico+inserto tessile/Wire carrier
C = Mono ponticello/Centre bar

D = Doppio ponticello/Doble bar
R = Lamierino rotto/Broken metal

** Spessore di Applicazione
Clamping Range

Altri colori o mescole solo su richiesta / Other colours and materials upon request

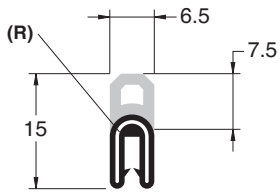
Tolleranza sulle dimensioni (Factory tolerances) secondo norme UNI ISO 3302 - E2 e E3 / DIN 16941 - 3B

"Compressione BULBO IN SPUGNA"

Consigliamo uno schiacciamento/deformazione non superiore al 50%, caso contrario non garantiamo il ritorno in posizione originale.

"Compression of the sponge rubber bulb"

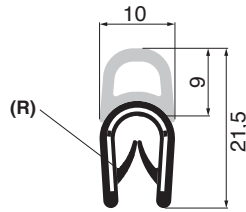
We suggest you a compression not higher than 50%, otherwise we can not assure you that the bulb will go back into the original position.



008.000009

**da mm. 1 a 2

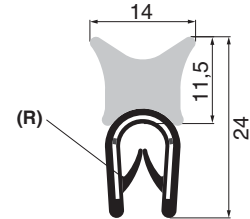
PVC+SPUGNA



008.000005

**da mm. 1,5 a 4

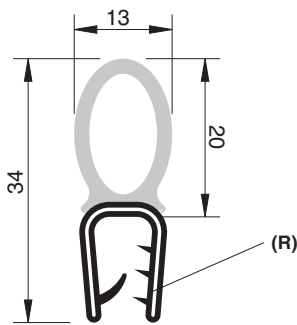
PVC+SPUGNA



008.000085

**da mm. 1 a 4

PVC+SPUGNA



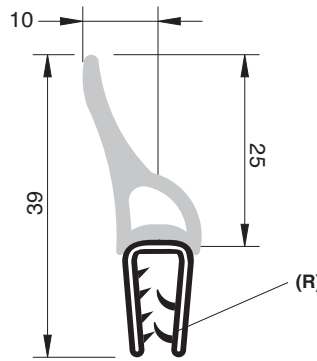
008.000057 **da mm. 1 a 2,5

008.000025 **da mm. 2 a 4

008.000007 **da mm. 4 a 6

008.000034 **da mm. 6 a 8

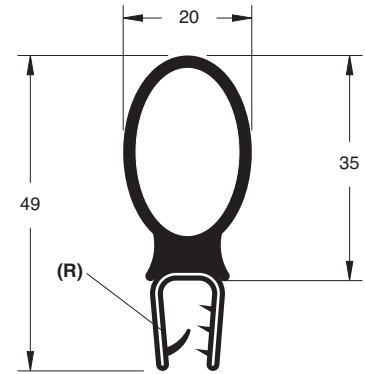
PVC+SPUGNA



008.000010

**da mm. 1,5 a 3,5

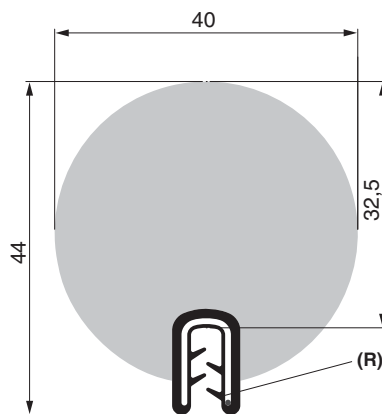
PVC+SPUGNA



008.000003

**da mm. 2 a 4

PVC+COMPATTO

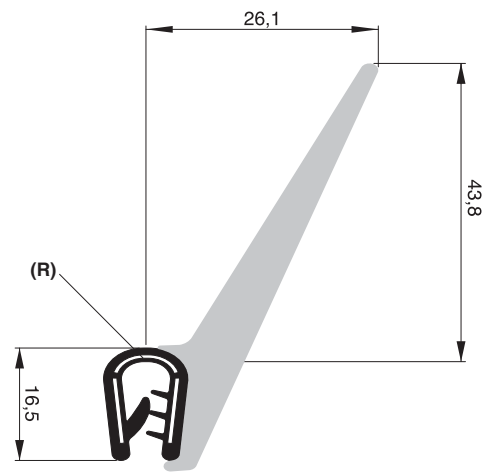


008.000076

**da mm. 1 a 2,5

PVC+MOUSSE

(spezzoni/pieces da mm 2000)



008.000002

**da mm. 1 a 3

PVC+SPUGNA

INSERTO METALLICO / Insert Metal

W = Filo metallico+inserto tessile/Wire carrier


C = Mono ponticello/Centre bar

D = Doppio ponticello/Doble bar


R = Lamierino rotto/Broken metal

** Spessore di Applicazione
Clamping Range

Altri colori o mescole solo su richiesta / Other colours and materials upon request



www.assotech.com - E-mail: assotech@assotech.com

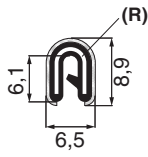


www.assotech.com - E-mail: assotech@assotech.com

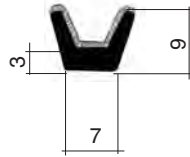


✓ Profili floccati e canalini scorrevetri
Flocked window channels

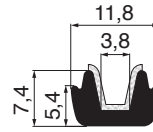
Tolleranza sulle dimensioni (Factory tolerances) secondo norme UNI ISO 3302 - Classe E2 - E3
Nylon flock mm. 0,5/0,8 ($\pm 0,05$)



001.001920
da mm. 1 a 2
**EPDM+FLOCK+
LAMIERINO**



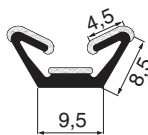
001.001613
vetro da mm. 3
EPDM+FLOCK



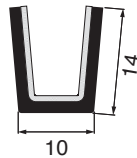
001.001667
vetro da mm. 3
EPDM+FLOCK



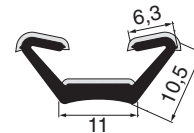
001.001643
vetro da mm. 5
EPDM+FLOCK



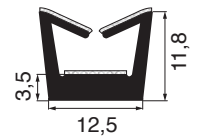
001.001066
vetro da mm. 5
EPDM+FLOCK



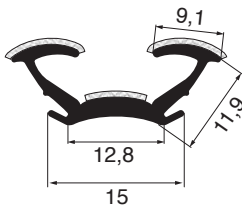
001.001860
vetro da mm. 5
EPDM+FLOCK



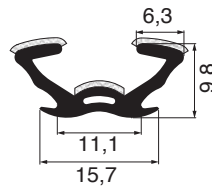
001.001063
vetro da mm. 5
EPDM+FLOCK



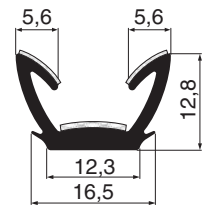
001.001782
vetro da mm. 5
EPDM+FLOCK



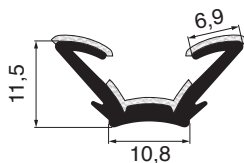
001.001053
vetro da mm. 5
EPDM+FLOCK



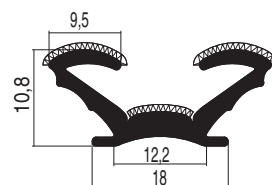
001.001054
vetro da mm. 5
EPDM+FLOCK



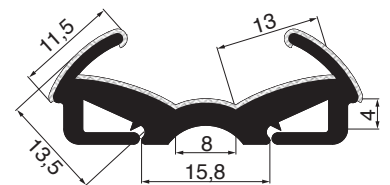
001.001064
vetro da mm. 6
EPDM+FLOCK



001.001831
vetro da mm. 6
EPDM+FLOCK



001.001057
vetro da mm. 5
EPDM+FLOCK

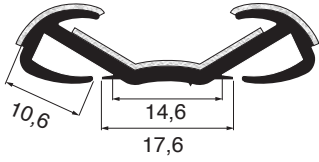


001.001067
vetro da mm. 5
EPDM+FLOCK

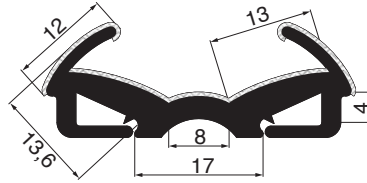
INSERTO METALLICO / Insert Metal
R = Lamierino rotto/Broken metal

Altri colori o mescole solo su richiesta / Other colours and materials upon request

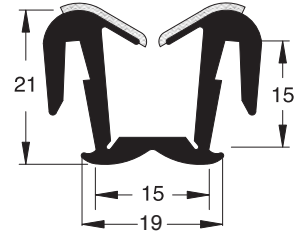
Tolleranza sulle dimensioni (Factory tolerances) secondo norme UNI ISO 3302 - Classe E2 - E3
Nylon flock mm. 0,5/0,8 (± 0,05)



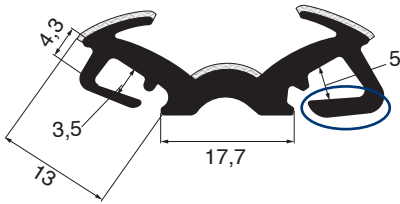
001.001619
vetro da mm. 5
EPDM+FLOCK




001.001056
vetro da mm. 5
EPDM+FLOCK



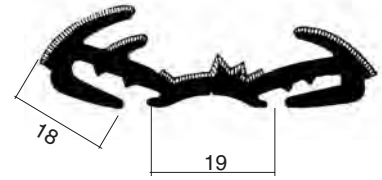
001.001410
vetro da mm. 6
EPDM+FLOCK



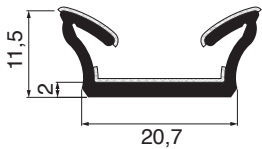
001.001276
vetro da mm. 6
EPDM+FLOCK



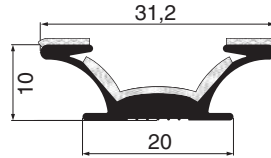
001.001084
vetro da mm. 6
EPDM+FLOCK



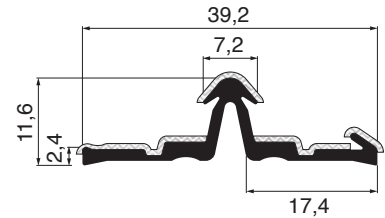
001.001058
vetro da mm. 6
EPDM+FLOCK



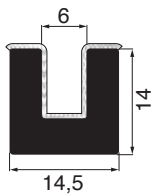
001.001798
vetro da mm. 9
EPDM+FLOCK



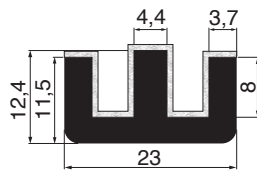
001.001866
vetro da mm. 7
EPDM+FLOCK



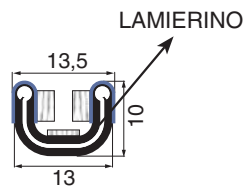
001.001656
2 vetri da mm. 4
EPDM+FLOCK



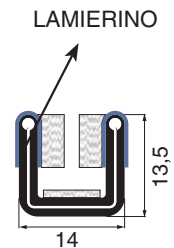
001.001815
vetro da mm. 5
EPDM+FLOCK



001.001060
2 vetri da mm. 5
EPDM+FLOCK



001.001146
vetro da mm. 4
**EPDM+LAMIERINO
+TESSUTO**



001.001144
vetro da mm. 5
**EPDM+LAMIERINO
+TESSUTO**

GOMMA COMPATTA

FLOCCATO

LAMIERINO/METAL

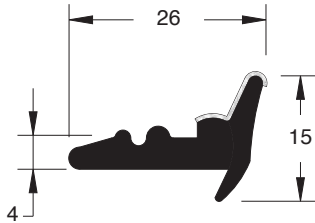
Raschiavetri floccati

Flocked window channels

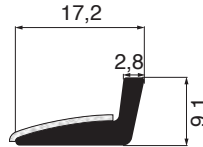


SOLID RUBBER + FLOCK

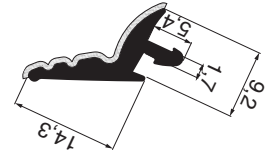
Tolleranza sulle dimensioni (Factory tolerances) secondo norme UNI ISO 3302 - Classe E2 - E3
Nylon flock mm. 0,5/0,8 (± 0,05)



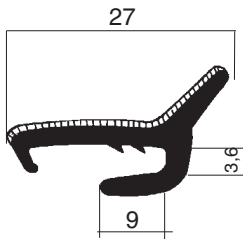
001.001061
EPDM+FLOCK



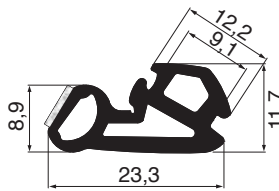
001.001666
EPDM+FLOCK



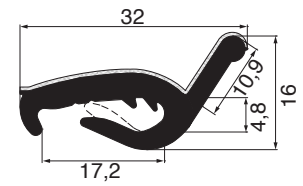
001.001849
EPDM+FLOCK



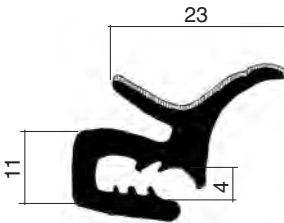
001.001069
da mm. 890
da mm 1200
EPDM+FLOCK



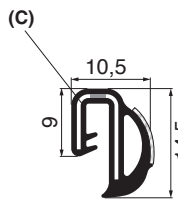
001.001561
EPDM+FLOCK



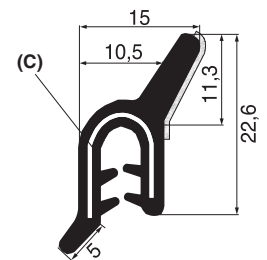
001.001975
in metri
EPDM+FLOCK



001.001070
da mm 890
EPDM+FLOCK

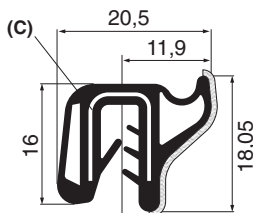


001.001915
da mm 2 a 3
EPDM+LAMIERINO+FLOCK



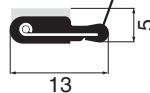
001.001601
da mm 2 a 3 (C)
EPDM+LAMIERINO+FLOCK

LAMIERINO

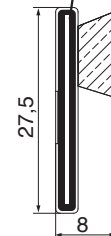


001.001900
da mm 2 a 3 (C)
EPDM+LAMIERINO+FLOCK

RIVESTIMENTO
METALLO ZINCATO




001.001150
spezzoni da mm 2000
EPDM+LAMIERINO+TESSUTO



001.001148
in metri
EPDM+LAMIERINO+TESSUTO

INSERTO METALLICO / Insert Metal
C = Mono ponticello/Centre bar

Altri colori o mescole solo su richiesta / Other colours and materials upon request



www.assotech.com - E-mail: assotech@assotech.com



✓ Profili in silicone
Silicon profiles

Profili in SILICONE ESPANSO

Silicon sponge profiles

(densità 0,350 gr/cm³)

Sezione RETTANGOLARE - QUADRA

Square and Rectangular profiles

prodotti sempre DISPONIBILI

mm	mm
7X5	25X8
8X3	25X10
10X3	25X12
10X5	25X15
10X7	25X18
10X8	25X25
10X10	26X5
12X5	26X10
12X7	26X13
12X8	30X3
12X10	30X5
12X12	30X10
15X5	30X12
15X6	30X15
20X8	30X20
20X10	30X25
20X12	30X30
20X15	35X15
20X20	35X20
25X3	35X25
25X5	40X5
25X6	58X20
25X7	

Profili in SILICONE COMPATTO

Profiles in Silicon compact

(durezza shore 60 +/- 5)

Sezione RETTANGOLARE - QUADRA

Square and Rectangular profiles

prodotti sempre DISPONIBILI

mm	mm
8x4	25X15
8X5	25X20
10x2	25X25
10X3	30x2
10X5	30X3
10X8	30X5
10X10	30X7
12X5	30X10
14x10	30X12
15x3	30X15
15X5	30x18
15X7	30X20
15x8	30X25
15x10	30X30
15x12	35x5
15x15	35x7
20x2	35x10
20x3	35X15
20x5	35X20
20x7	40x3
20X8	40X5
20X10	40x8
20X15	40x10
20X20	40x12
25x2	40x15
25X3	40x30
25X5	50x3
25X7	50x5
25X8	50x10
25X10	50x20
25X12	70x5

Tolleranza sulle dimensioni (*Factory tolerances*) secondo norme DIN ISO 3302-1 E2 - E3

Profili in SILICONE ESPANSO

Silicon sponge profiles

(densità 0,350 g/cm³)

Sezione TONDA

Round Cords

****prodotti sempre DISPONIBILI****

mm
3,0
8,0
10,0
11,0
12,0

Profili in SILICONE COMPATTO

Profiles in Silicon compact

(durezza shore 60 +/- 5)

Sezione TONDA

Round Cords

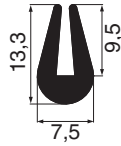
****prodotti sempre DISPONIBILI****

mm
2,0
3,0
4,0
5,0
6,0
7,0
8,0
10,0

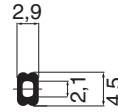
Tolleranza sulle dimensioni (Factory tolerances) secondo norme DIN DIN ISO 3302-1 E2 - E3



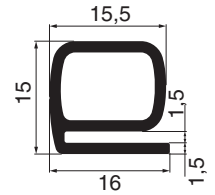
004.000031
SILICONE
COMPATTO



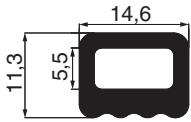
004.000007
SILICONE
COMPATTO



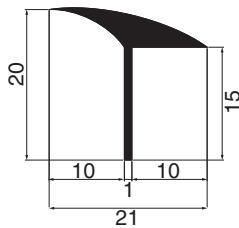
004.000021
SILICONE
COMPATTO
 UL94



004.000011
SILICONE
COMPATTO



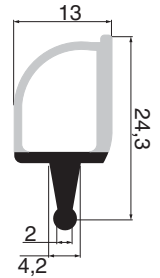
004.000039
SILICONE
COMPATTO



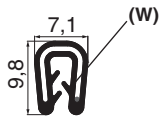
004.000023
SILICONE
COMPATTO
 ALIMENTARE



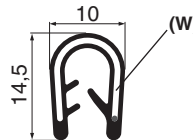
004.000051
SILICONE
COMPATTO



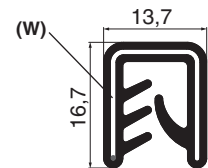
004.000019
SILICONE
COMPATTO
 +SPUGNA



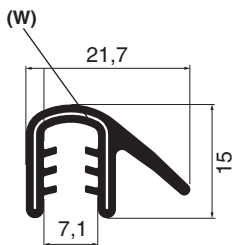
004.000043
 **da mm. 1 a 2
SILICONE
COMPATTO
 + LAMIERINO



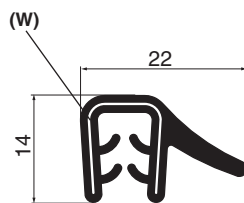
004.000042
 **da mm. 2 a 4
SILICONE
COMPATTO
 + LAMIERINO



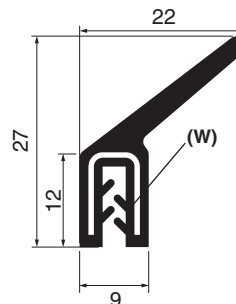
004.000044
 **da mm. 5 a 7
SILICONE
COMPATTO
 + LAMIERINO



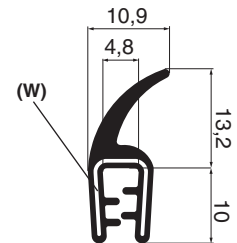
004.000074
 **da mm. 3 a 5
SILICONE
COMPATTO
 + LAMIERINO



004.000068
 **da mm. 1,5 a 3
SILICONE
COMPATTO
 + LAMIERINO



004.000064
 **da mm. 1 a 2
SILICONE
COMPATTO
 + LAMIERINO



004.000072
 **da mm. 1 a 2,5
SILICONE
COMPATTO
 + LAMIERINO

INSERTO METALLICO / Insert Metal

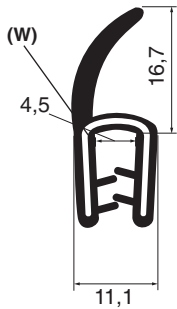
W = Filo metallico+inserto tessile/Wire carrier
C = Mono ponticello/Centre bar

D = Doppio ponticello/Doble bar
R = Lamierino rotto/Broken metal

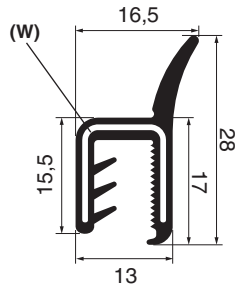
** Spessore di Applicazione
 Clamping Range

Altri colori o mescole solo su richiesta / Other colours and materials upon request

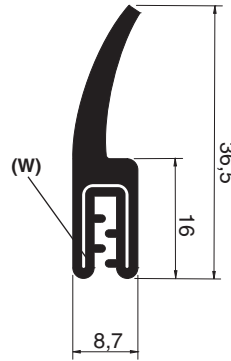
Tolleranza sulle dimensioni (Factory tolerances) secondo norme DIN DIN ISO 3302-1 E2 - E3



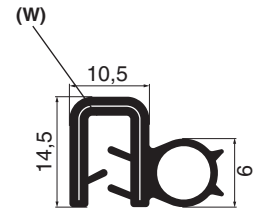
004.000076
 **da mm. 1,5 a 3
SILICONE COMPATTO + LAMIERINO



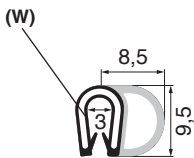
004.000065
 **da mm. 5 a 6
SILICONE COMPATTO DIN5510 + LAMIERINO



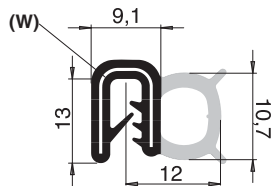
004.000080
 **da mm. 1 a 2
SILICONE COMPATTO + LAMIERINO



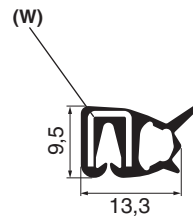
004.000077
 **da mm. 1,5 a 2,5
SILICONE COMPATTO + LAMIERINO



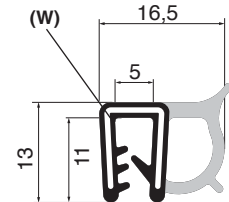
004.000063
 **da mm. 1,5 a 2,5
SILICONE COMPATTO + SPUGNA + LAMIERINO



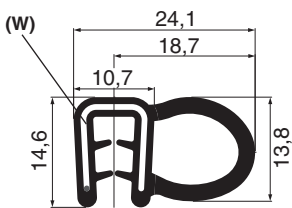
004.000057
 **da mm. 1,5 a 2,5
SILICONE COMPATTO + SPUGNA + LAMIERINO



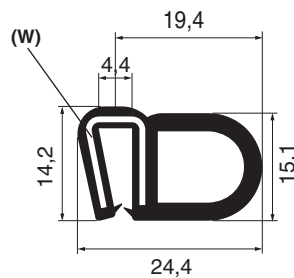
004.000067
 **da mm. 1 a 2
SILICONE COMPATTO + LAMIERINO



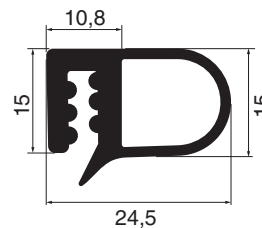
004.000079
 **da mm. 3
SILICONE COMPATTO + SPUGNA + LAMIERINO



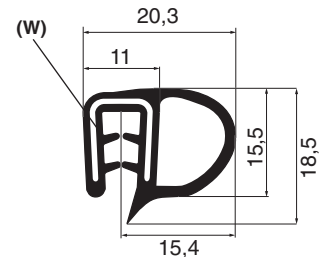
004.000060
 **da mm. 2 a 4
SILICONE COMPATTO + LAMIERINO



004.000062
 **da mm. 1,5 a 3
SILICONE COMPATTO + LAMIERINO



004.000073
 **da mm. 2
SILICONE COMPATTO



004.000070
 **da mm. 1,5 a 3
SILICONE COMPATTO + LAMIERINO

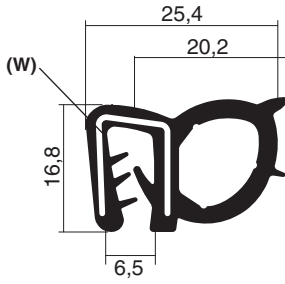
INSERTO METALLICO / Insert Metal

W = Filo metallico+inserto tessile/Wire carrier
 C = Mono ponticello/Centre bar

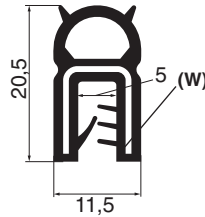
D = Doppio ponticello/Doble bar
 R = Lamierino rotto/Broken metal

** Spessore di Applicazione
 Clamping Range

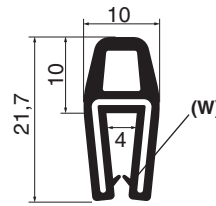
Altri colori o mescole solo su richiesta / Other colours and materials upon request



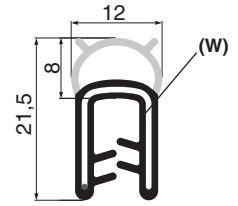
004.000066
 **da mm. 2 a 4
SILICONE COMPATTO + LAMIERINO



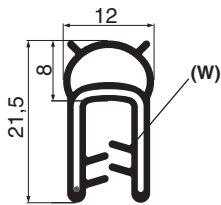
004.000069
 **da mm. 1,5 a 3
SILICONE COMPATTO + LAMIERINO



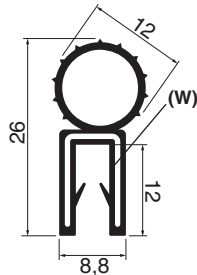
004.000061
 **da mm. 1 a 3
SILICONE COMPATTO + LAMIERINO



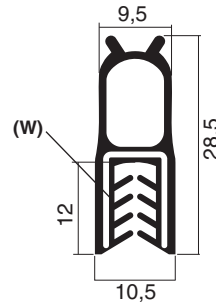
004.000022
 **da mm. 2 a 4
SILICONE COMPATTO + LAMIERINO



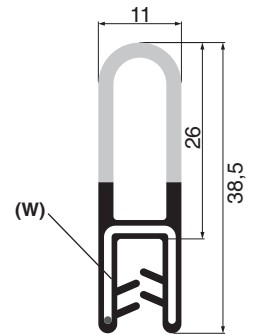
004.000045
 **da mm. 2 a 4
SILICONE COMPATTO + LAMIERINO



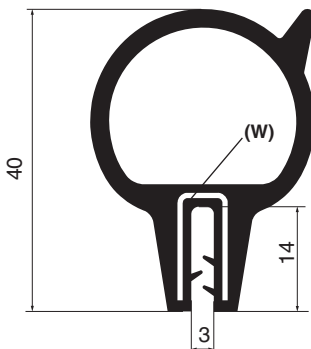
004.000078
 **da mm. 2 a 3,5
SILICONE COMPATTO + LAMIERINO



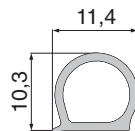
004.000071
 **da mm. 1 a 2,5
SILICONE COMPATTO + LAMIERINO



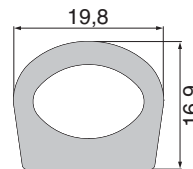
004.000046
 **da mm. 1,5 a 3
SILICONE COMPATTO + SPUGNA + LAMIERINO



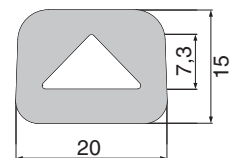
004.000075
 **da mm. 1 a 2
SILICONE COMPATTO + LAMIERINO



004.000028
SILICONE SPUGNA



004.000032
SILICONE SPUGNA



004.000030
SILICONE SPUGNA


INSERTO METALLICO / Insert Metal

W = Filo metallico+inserto tessile/Wire carrier
C = Mono ponticello/Centre bar

D = Doppio ponticello/Doble bar
R = Lamierino rotto/Broken metal

** Spessore di Applicazione
 Clamping Range

Altri colori o mescole solo su richiesta / Other colours and materials upon request



www.assotech.com - E-mail: assotech@assotech.com



✓ Profili in gomma spugna
Sponger rubber profiles

Tolleranza sulle dimensioni (Factory tolerances) secondo norme DIN ISO 3302-1 E3

Profili in GOMMA SPUGNA

Sponge Rubber Profiles (with and without adhesive)

(densità 0,600gr/cm3)

Sezione RETTANGOLARE - QUADRA / Square and Rectangular profiles

Mescola "EPDM" (colore nero)		Mescola "CR" (colore nero)		Mescola "EPDM" (colore nero)		Mescola "CR" (colore nero)	
mm	Rotolo/Roll da	mm	Rotolo/Roll da	mm	Rotolo/Roll da	mm	Rotolo/Roll da
2x8	100	2x8	100	8x20	50	8x20	50
2x10	100	2x10	100	8x25	50	8x25	50
2x15	100	2x15	100	8x30	50	8x30	50
2x20	100			8x40	50		
2x25	50			8x50	50		
2x50	100			9x16	50		
3x5	100			9x23	50		
3x10	100	3x10	100	10x10	50	10x10	50
3x12	100			10x12	50	10x12	50
3x15	100	3x15	100	10x15	50	10x15	50
3x18	100	3x18	100	10x16	50		
3x20	100	3x20	100	10x18	50		
3x30	50	3x30	50	10x20	50	10x20	50
3x40	50			10x25	50	10x25	50
3x50	50			10x30	25	10x30	25
4x6	100			10x35	25		
4x8	100	4x8	100	10x40	25	10x40	25
4x10	100	4x10	100	10x50	25	10x50	25
4x12	100	4x12	100	10x60	25		
4x15	100	4x15	100	11x11	50		
4x20	100	4x20	100	11x17	50		
4x25	50			12x12	50	12x12	50
4x30	50	4x30	50	12x15	50	12x15	50
4x40	50			12x20	50	12x20	50
4x50	50			12x40	25		
5x5	100	5x5	100	15x15	50	15x15	50
5x10	100	5x10	100	15x20	25	15x20	25
5x12	100			15x25	25	15x25	25
5x15	50	5x15	50	15x30	25	15x30	25
5x20	50	5x20	50	15x35	25		
5x25	50	5x25	50	15x40	25	15x40	25
5x30	50	5x30	50	15x45	25		
5x40	50	5x40	50	15x50	25		
5x50	25	5x50	25	16x30	25	16x30	25
5x60	25			18x18	25	18x18	25
6x6	100	6x6	100	18x25	25	18x25	25
6x10	100	6x10	100	20x20	25	20x20	25
6x12	100	6x12	100	20x25	25	20x25	25
6x15	100	6x15	100	20x30	25	20x30	25
6x20	50	6x20	50	20x40	25	20x40	25
6x25	50	6x25	50	20x45	25		
6x30	50			20x50	25	20x50	25
6x35	25	6x35	50	20x60	10	20x60	10
6x40	25			25x25	25	25x25	25
6x50	25			25x30	25	25x30	25
7x10	100			25x35	25		
7x15	50			25x40	25	25x40	25
7x20	50			30x30	20	30x30	20
8x8	100	8x8	100	30x40	15	30x40	15
8x10	100	8x10	100	30x50	15	30x50	15
8x12	50	8x12	50	40x40	10	40x40	10
8x15	50	8x15	50	40x50	10		
8x16	50	8x16	50	50x50	10		
8x18	50	8x18	50				

Tolleranza sulle dimensioni (*Factory tolerances*) secondo norme DIN ISO 3302-1 E3

Profili in GOMMA SPUGNA

Sponge Rubber Profiles

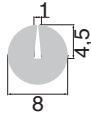
(densità da 0,450 a 0,600g/cm³)

Sezione TONDA / Round Cords

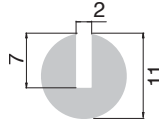
Mescola "EPDM" (colore nero)		Mescola "CR" (colore nero)	
mm	Rotolo/Roll	mm	Rotolo/Roll
2,0	200	2,0	200
2,5	200		
3,0	200	3,0	200
3,5	200		
4,0	200	4,0	200
4,5	200		
5,0	200	5,0	200
6,0	200	6,0	200
7,0	200	7,0	200
8,0	200	8,0	200
9,0	200		
10,0	100	10,0	100
11,0	100		
12,0	100	12,0	200
13,0	50		
14,0	50		
15,0	50	15,0	50
16,0	50	16,0	50
18,0	25	18,0	25
20,0	25	20,0	25
22,0	25	22,0	25
25,0	25	25,0	25
30,0	20	30,0	20
35,0	20	35,0	20
40,0	20		
45,0	10		
50,0	10		

Tolleranza sulle dimensioni (*Factory tolerances*) secondo norme DIN ISO 3302-1 E3

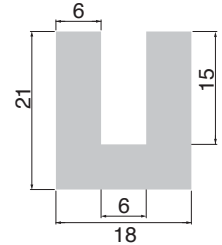
A RICHIESTA SI APPLICA "BIADESIVO"
(On request we can put the adhesive)



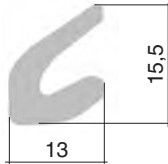
003.000208
EPDM



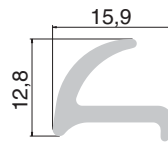
003.000152
EPDM



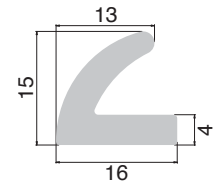
003.000151
EPDM



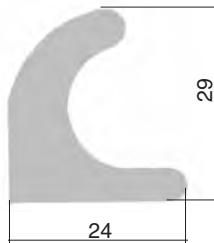
003.000117
EPDM



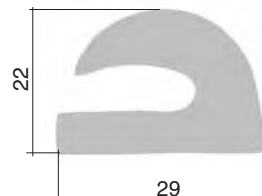
003.000153
EPDM



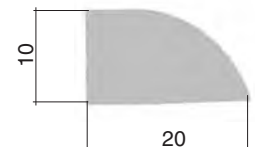
003.000122
EPDM



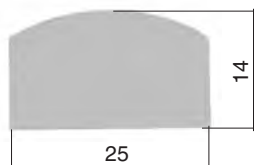
003.000112
EPDM



003.000108
EPDM



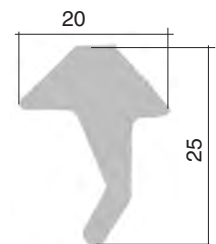
003.000121
EPDM



003.000111
EPDM



003.000109
EPDM



003.000114
EPDM

7

Tolleranza sulle dimensioni (Factory tolerances) secondo norme DIN ISO 3302-1 E3

A RICHIESTA SI APPLICA “BIADESIVO”
(On request we can put the adhesive)

“Compressione BULBO IN SPUGNA”

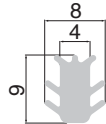
*Consigliamo uno schiacciamento/deformazione non superiore al 50%,
 caso contrario non garantiamo il ritorno in posizione originale.*

“Compression of the sponge rubber bulb”

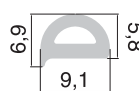
We suggest you a compression not higher than 50%, otherwise we can not assure you that the bulb will go back into the original position.



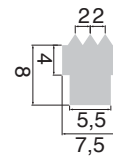
003.000156
EPDM



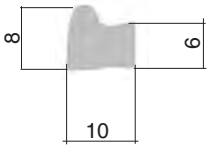
003.000241
EPDM



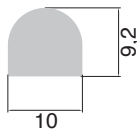
003.000132
EPDM



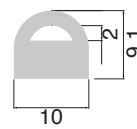
003.000187
EPDM



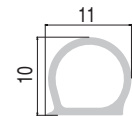
003.000110
EPDM



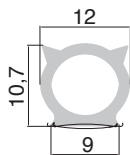
003.000135
EPDM



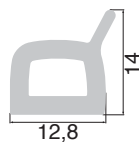
003.000177
EPDM



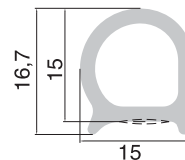
003.000162
EPDM



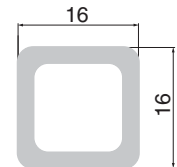
003.000106
EPDM



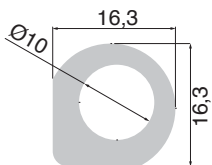
003.000115
EPDM



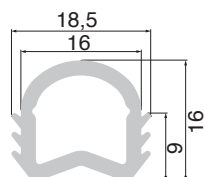
003.000147
EPDM



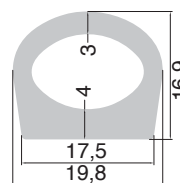
003.000202
DIN 5510
EPDM



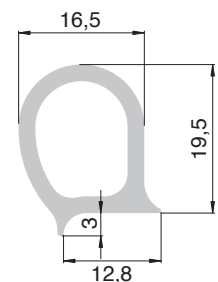
003.000197
EPDM



003.000227
DIN 5510
EPDM



003.000124
EPDM



003.000150
EPDM

Tolleranza sulle dimensioni (Factory tolerances) secondo norme DIN ISO 3302-1 E3

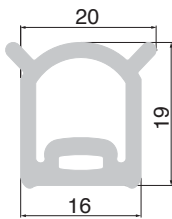
A RICHIESTA SI APPLICA “BIADESIVO”
(On request we can put the adhesive)

“Compressione BULBO IN SPUGNA”

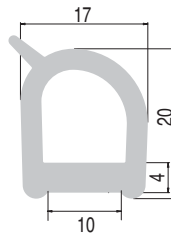
*Consigliamo uno schiacciamento/deformazione non superiore al 50%,
caso contrario non garantiamo il ritorno in posizione originale.*

“Compression of the sponge rubber bulb”

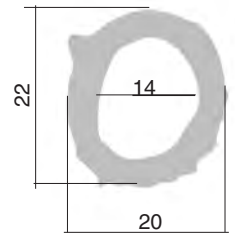
We suggest you a compression not higher than 50%, otherwise we can not assure you that the bulb will go back into the original position.



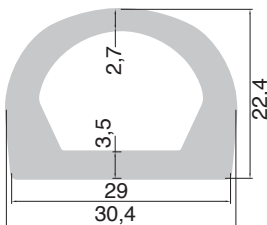
003.000209
EPDM



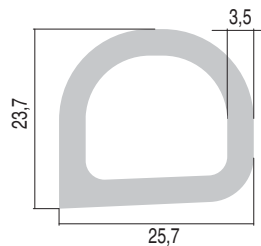
003.000164
EPDM



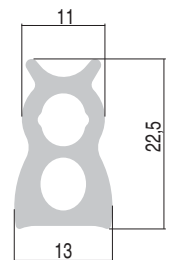
003.000118
EPDM



003.000126
EPDM



003.000154
EPDM




003.000158
EPDM



003.000172
EPDM

7

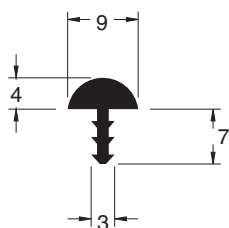


www.assotech.com - E-mail: assotech@assotech.com

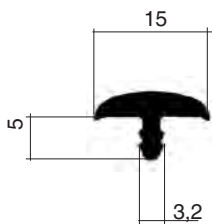


✓ Profili termoplastici morbidi e rigidi
PVC extruded profiles

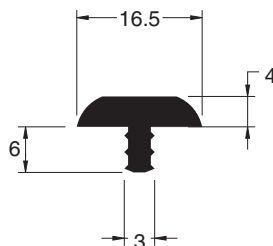
Tolleranza sulle dimensioni (Factory tolerances) secondo norme DIN 16941 - 3B



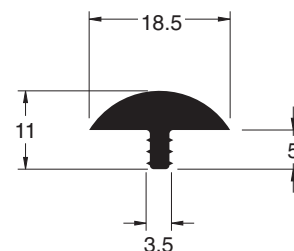
002.000444
PVC MORBIDO



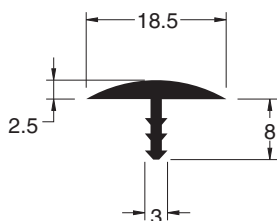
002.000168
PVC MORBIDO



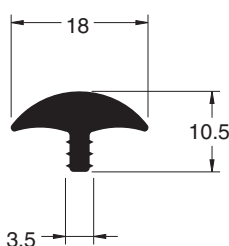
002.000178
PVC MORBIDO



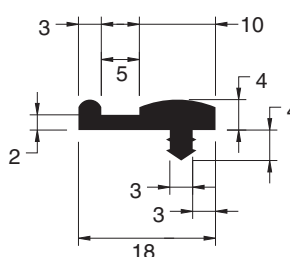
002.000197
PVC MORBIDO



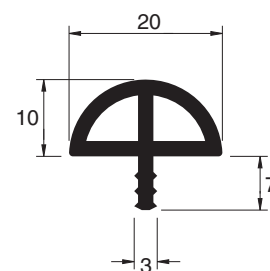
002.000399
PVC MORBIDO



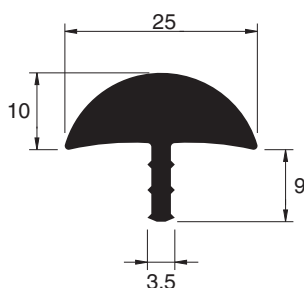
002.000154
PVC MORBIDO



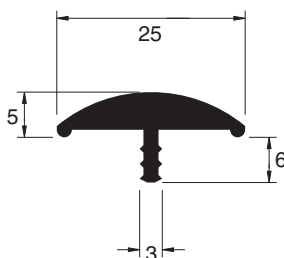
002.000229
PVC MORBIDO



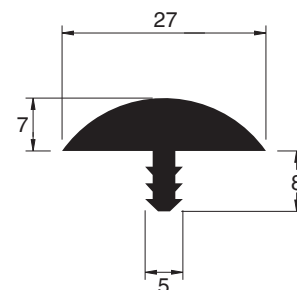
002.000177
PVC MORBIDO



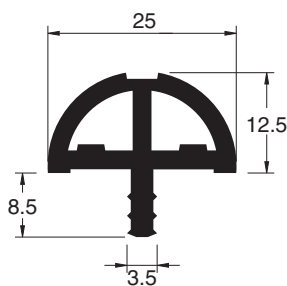
002.000194
PVC MORBIDO



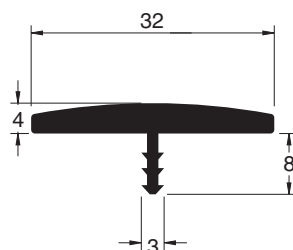
002.000199
PVC MORBIDO



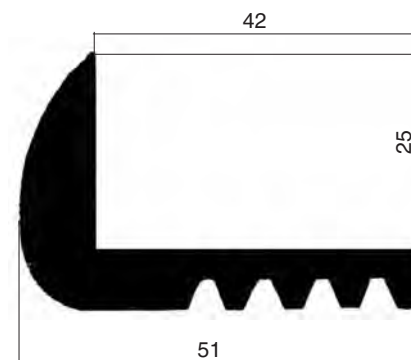
002.000205
PVC MORBIDO




002.000410
PVC MORBIDO



002.000152
PVC MORBIDO



002.000319
PVC MORBIDO




www.assotech.com - E-mail: assotech@assotech.com



✓ Lastre industriali
Industrial rubbers

✓ Tappeti in gomma
Rubber floorings




A302 S/MR

Superficie superiore “Mille Righe”

Rovescio liscio o impronta tela

Lunghezza	mm	10000
Altezza	mm	1000/1200
Spessore	mm	3



A302 S/BOLLI

Superficie superiore a “Bolle”

Rovescio liscio

Lunghezza	mm	10000
Altezza	mm	1200
Spessore Totale	mm	3,5 3
Bolle	Ø mm	24 23
Spessore Bollo	mm	0,5 0,5

Lastra industriale tutta gomma
Industrial rubbers sheets

SUPERFICE LISCIA A301 S/TG

Lunghezza	mm	10000
Altezza	mm	1000 / 1200
Spessori	da mm 1 a mm 20	

Lastra industriale con inserzione tessile
Industrial rubbers sheets with textile insertion

LASTRA CON 1 TELA A301 S/1/T

Lunghezza	mm	10000
Altezza	mm	1000 / 1200
Spessore	da mm 1,5 a mm 10	

LASTRA CON 2 TELE A301 S/2/T


Lunghezza	mm	10000
Altezza	mm	1000 / 1200
Spessore	da mm 4 a mm 2	

Lastre industriali "SPECIALI"
Industrial rubbers sheets "SPECIAL"

PARA
BIANCA
ANTIABRASIVA
ROSSA
ANTIOLIO
ANTIBENZINA
EPDM
NEOPRENE

TENAX
HYPALON
SILICONE TRASPARENTE
SILICONE ROSSO
VITON
ISOLANTI

NB. ANCHE TAGLIATI IN STRISCE O FUSTELLATI A DISEGNO
POSSIBILITÀ DI APPLICARE BIADESIVO



www.assotech.com - E-mail: assotech@assotech.com

Note

Handwriting practice lines consisting of multiple horizontal lines. A large, light blue watermark is centered across the page, reading 'GSS TECH'. The watermark includes a stylized logo of three overlapping loops on the left and the text 'GSS TECH' in a bold, sans-serif font on the right. The text is rendered in a light blue color with a slight drop shadow, making it semi-transparent.

Note



Note



Progettazione, realizzazione grafica



ASLAY Plus s.r.l.
prestampa e stampa digitale


I-40065 Pianoro, Bologna
via della Piastrella, 7
tel. 051.744818 • fax 051.744806
www.aslay.com • info@aslay.com

Stampa



grafiche zanini
srl

Via Emilia, 41/e - 40011 Anzola Emilia (BO)
tel. +39 051 733594/6506111 - fax +39 051 733350
www.zaninigrafiche.it - info@zaninigrafiche.it



Via Nazionale, 55/4
40067 RASTIGNANO (Bologna) - Italy
Tel. +39 051.743806
Fax +39 051.743607

www.assotech.com
assotech@assotech.com

Non si accettano responsabilità per eventuali inesattezze o errori tipografici.
È vietata la riproduzione, anche parziale, del presente catalogo senza l'autorizzazione scritta da
parte della ditta Assotech s.r.l.

finito di stampare nel mese di aprile 2012